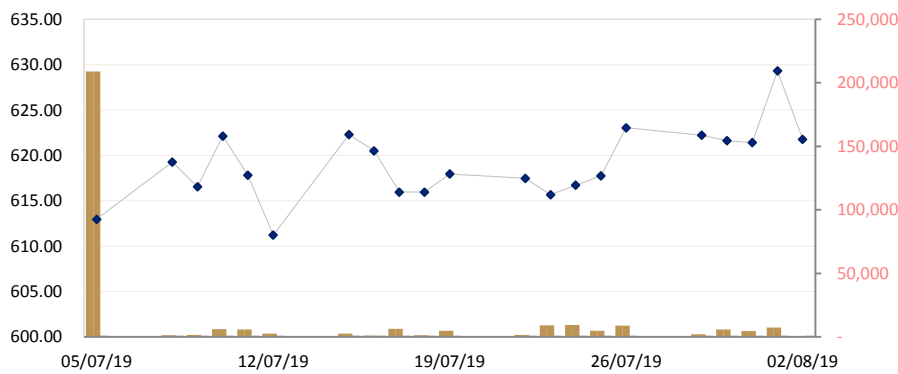




CAMBODIA SECURITIES EXCHANGE: MARKET SUMMARY

Index / Companies	Previous Day	Open	Closing	Change	% Change	Volume	Value (KHR)
Index	629.31	630.25	621.77	-7.54	▼1.21	591	6,659,120
PPWSA	6,060	6,100	6,060	0	0.00	194	1,179,640
GTI	4,800	-	4,780	-20	▼0.42	0	0
PPAP	9,280	9,220	9,220	-60	▼0.65	20	184,400
PPSP	2,750	-	2,750	0	0.00	0	0
PAS	14,100	14,000	13,800	-300	▼2.17	377	5,295,080

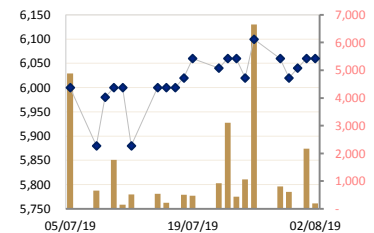
CSX DAILY STOCK INDEX (Last 30 Days)



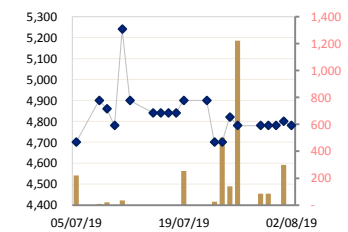
LISTED COMPANIES

PPWSA	Phnom Penh Water Supply Authority
Industry	Water Utility
GTI	Grant Twins Int. (Cambodia) Plc.
Industry	Apparel Clothing
PPAP	Phnom Penh Autonomous Port.
Industry	Port Services
PPSP	Phnom Penh SEZ PLC.
Industry	SEZ Developer
PAS	Sihanouk Ville Autonomous Port.
Industry	Port Services

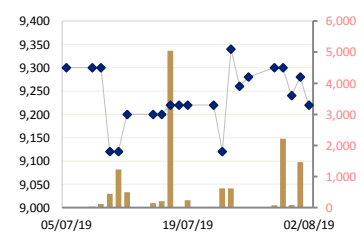
PPWSA DAILY STOCK PRICE



GTI DAILY STOCK PRICE



PPAP DAILY STOCK PRICE



SECURITIES NEWS

ASIAN : Asia Markets Down After Mixed Messages From Fed

Hong Kong, (UrduPoint / Pakistan Point News - 1st Aug, 2019) :Asian markets fell on Thursday, tracking losses on Wall Street, after the US Federal Reserve cut rates for the first time in more than a decade but failed to offer a clear signal on future easing. The move to ease the cost of borrowing was well telegraphed and meant to inoculate against global risks washing onto American shores, but financial markets were whipsawed by confusion over whether another cut would be coming. Fed chair Jerome Powell told reporters he remains confident in the American economy and sees no sectors ready to go "bust". But he said the Fed decided on a 25-basis-point cut in the rate to "insure against downside risks from weak global growth and trade policy uncertainty".(urdupoint.com)

BUSINESS & ECONOMIC NEWS

CAMBODIA : Bank association bets on sustainable financing

In Channy, ABC chairman, said the agreement aims to eliminate financing that leads to environmental impacts like deforestation or air pollution. "Loans will not be granted to businesses that pose a risk to the environment," Mr Channy said. "We don't do business just for profit – we also take into consideration our impact on the planet," he said. He said banks play a critical role in combating environmental degradation because they provide the funding needed for the activities that lead to that degradation. Lay Rachana, ABC chairwoman, said the association has about 60 members, 48 of which had signed the MoU adhering to the principals of sustainable financing cooperation. "The ministry will feed us information regarding business activity that poses a risk to the environment. That information will be compiled in a system developed with the help of USAID." The system will be accessible by banks before granting a loan, Ms Rachana said. ABC said that Cambodia could be the first

Greater Mekong Subregion nation to implement a sustainable financing scheme to protect the environment. *(Khmer Times)*

CAMBODIA : Banking, microfinance sectors maintain strong growth

The National Bank of Cambodia's report, released last week, said that loans in the banking and microfinance sectors rose by about 22,4 percent in H1, growing by \$27.7 billion. The value of all outstanding loans has now reached \$21.5 billion in the banking sector and \$6.2 billion in the microfinance industry. Cambodia's banking and microfinance sectors continue to play a crucial and active role pushing economic growth and reducing poverty and inequity, Chea Chanto, the Central Bank's governor, said last weekend during NBC's biannual meeting. He said the offer of financial services continues to expand in the country, creating more opportunities for people in urban and rural areas and improving their livelihoods. "Given this growth, regulation of the sector needs to be strengthened alongside financial literacy," Mr Chanto said. "All macro and microeconomic factors must be in place to mitigate risks to financial stability. "The banking sector contributed and supported the strengthening of the financial safety net as well as regional cooperation. An example of this is the Asean framework and Asean+ 3 (China, South Korea, and Japan), which aims to boost the development of the financial sector, and enhance financial inclusion and financial stability in the region," he said.

(Khmer Time)

CAMBODIA : Sihanoukville welcomes new Chinese development

A project of Chinese-owned Morgan Group, the 38-storey building will occupy 3.2 hectares of land in Otres Beach. It is Morgan Group's second development in the Kingdom, following Morgan Tower in Phnom Penh's Koch Pich, which is still under construction. "The beautiful bay of Preah Sihanouk province impressed us and we decided to invest here," said Ding Yongjun, managing director of Morgan Group. "The project's attractive design, duty-free shops, and luxury items will attract many tourists visiting the coast." Mr Ding did not disclose the amount invested in the project. Preah Sihanouk Governor Kouch Chamroeun said Morgan Group's presence in the province is the natural outcome of the current rise in tourists and will be an important contribution to Preah Sihanouk's economy. According to Mr Chamroeun, China continues to be the top investor in several industries in the province, including manufacturing, transportation and logistics, tourism, gambling and construction. *(Phnom Penh Post)*

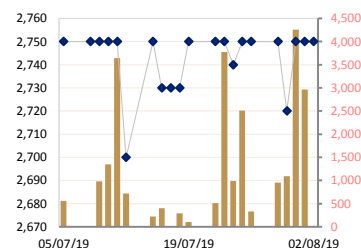
CAMBODIA : China says has begun purchase of more US agricultural goods

US farm exports to China are estimated to be the lowest in years as a result of Beijing's retaliation against President Donald Trump's tariffs on \$250 billion of Chinese goods. Mr Trump said this week that China was supposed to start buying more American agricultural goods but had shown "no signs that they are doing so". Chinese enterprises started approaching US suppliers in mid-July to discuss buying new agricultural goods including soybeans, cotton, pork and sorghum, commerce ministry spokesman Gao Feng told reporters Thursday. His comments came a day after Chinese and US trade negotiators in Shanghai wrapped up their first face-to-face talks since Mr Trump and Chinese President Xi Jinping agreed to a truce in June. Companies "have already purchased some agricultural products", Mr Gao added, noting the companies had applied for exemptions to punitive tariffs China has slapped on US farm goods. Officials at the Shanghai meeting focused on why the earlier negotiations had broken down and principles and plans for future talks, Mr Gao told reporters. *(Khmer Time)*

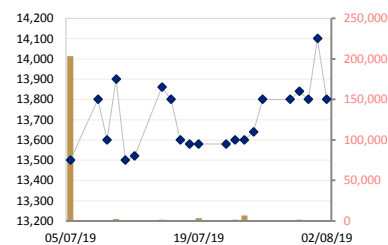
UK : Bank of England lowers UK growth forecasts for 2019, 2020

The Bank of England lowered its near-term economic growth forecasts Thursday amid continued uncertainty over Brexit, while warning that a "no deal" exit from the EU would hit growth and the pound. Members of the central bank's monetary policy committee held the key interest rate at 0.75 per cent. In an accompanying inflation report, the committee said the British economy was now on target to grow by 1.3 per cent in 2019 and 2020, down from the previous forecast of 1.5 and 1.6 percent respectively. But these assume a "smooth

PPSP DAILY STOCK PRICE



PAS DAILY STOCK PRICE



adjustment" to Britain's looming departure from the European Union, and the committee noted an increase in perceived risk that this will not be the case. Boris Johnson took over as Britain's prime minister last week, promising to deliver Brexit on the next scheduled departure date of October 31, with or without a deal with Brussels. SEE ALSO: Netflix plunges most in a year after stumble on customer growth "In the event of a no-deal Brexit, the sterling exchange rate would probably fall, CPI inflation rise and GDP growth slow," the minutes of the committee's latest meeting said. (*businesstimes.com.sg*)

HONG KONG : Hong Kong June retail sales slide, govt says protests dent business

The government said June retail sales fell 6.7 percent from a year earlier, the biggest decline since February, as local consumer sentiment turned cautious and growth in visitor arrivals slowed. Protests against a proposed extradition law began in late April and widened in June, though they remained peaceful until July, when there was violence at some demonstrations. Businesses say with the violence has added to the toll on tourism and the pivotal retailing industry. Many businesses in Hong Kong are already facing strains from China's economic slowdown, a weak Chinese yuan and fallout from the Sino-US trade war. "The near-term performance of retail sales will likely remain subdued, as the weakened global and local economic outlook and other headwinds continue to weigh on consumption sentiment," a government spokesman said after release of the June retail data. "The recent mass demonstrations, if continued, would also dent the retail business further," he said. (*The Straits Times*)

Historical Trading Data (Latest Month)

Date	Index/Stock	Open	High	Low	Close	Change	Δ (%)	Volume	Value (mil. KHR)	Value (\$)*	Mar. Cap. (mil. KHR)	Remain Quantity	
												Sell	Buy
02/08/19	Index	630.25	630.25	620.12	621.77	-7.54	▼1.20%	591	6,659,120	1,665	2,098,498	45,867	10,499
	PPWSA	6,100	6,100	6,060	6,060	0.00	0.00%	194	1,179,640	295	527,057	12,834	2,697
	GTI	4,780	4,780	4,780	4,780	-20.00	▼0.41%	0	0	0	191,200	1,207	65
	PPAP	9,220	9,220	9,220	9,220	-60.00	▼0.64%	20	184,400	46	190,710	8,222	2,627
	PPSP	2,750	2,750	2,750	2,750	0.00	0.00%	0	0	0	197,656	21,197	3,943
01/08/19	Index	621.41	630.43	621.21	629.31	7.90	1.27%	7,391	43,469,350	10,867	2,122,102	37,720	16,175
	PPWSA	6,080	6,080	6,040	6,060	20.00	▲0.33%	2,165	13,123,860	3,281	527,057	13,247	6,234
	GTI	4,800	4,800	4,800	4,800	20.00	▲0.41%	300	1,440,000	360	192,000	2,034	815
	PPAP	9,280	9,480	9,280	9,280	40.00	▲0.43%	1,462	13,741,660	3,435	191,951	2,173	3,349
	PPSP	2,740	2,750	2,720	2,750	0.00	0.41%	2,964	8,143,830	2,036	197,656	19,072	4,833
31/07/19	Index	621.62	623.80	621.41	621.41	0.21	▲0.03%	4,518	14,898,620	3,725	2,097,173	29,142	18,037
	PPWSA	6,040	6,040	6,040	6,040	20.00	▲0.33%	2	12,080	3	525,318	12,398	8,126
	GTI	4,780	4,780	4,780	4,780	0.00	0.00%	0	0	0	191,200	2,240	833
	PPAP	9,240	9,240	9,240	9,240	-60.00	▼0.64%	82	757,680	189	191,124	6,149	2,625
	PPSP	2,750	2,760	2,740	2,750	30.00	▲0.00%	4,259	11,707,860	2,927	197,656	7,433	5,396
30/07/19	Index	623.16	624.35	618.36	621.62	-0.60	▼0.10%	5,716	50,906,960	12,727	2,097,393	41,301	23,279
	PPWSA	6,100	6,100	6,020	6,020	-40.00	▼0.66%	608	3,692,480	923	523,578	13,614	7,192
	GTI	4,780	4,780	4,780	4,780	0.00	0.00%	85	406,300	102	191,200	887	437
	PPAP	9,000	9,300	9,000	9,300	0.00	0.00%	2,217	20,204,800	5,051	192,365	1,204	11,102
	PPSP	2,710	2,740	2,710	2,720	-30.00	▼0.00%	1,091	2,971,180	743	195,500	24,072	3,884
29/07/19	Index	623.05	629.50	622.22	622.22	-0.83	▼0.13%	1,956	9,090,310	2,273	2,100,153	43,935	13,274
	PPWSA	6,100	6,100	6,060	6,060	-40.00	▼0.65%	807	4,909,100	1,227	527,057	16,055	7,439
	GTI	4,800	4,800	4,780	4,780	0.00	0.00%	86	412,780	103	191,200	1,735	527
	PPAP	9,560	9,560	9,300	9,300	20.00	▲0.21%	79	739,380	185	192,365	1,524	835
	PPSP	2,750	2,750	2,750	2,750	0.00	0.00%	955	2,626,250	657	197,656	23,030	3,716
26/07/19	Index	617.76	623.05	617.32	623.05	5.29	▼0.86%	8,774	54,659,760	13,665	2,103,218	40,651	15,514
	PPWSA	6,040	6,100	6,000	6,100	80.00	▲1.32%	6,649	40,032,900	10,008	530,536	12,005	3,749
	GTI	4,780	4,800	4,780	4,780	-40.00	▼0.82%	1,222	5,845,160	1,461	191,200	2,316	1,452
	PPAP	9,280	9,280	9,280	9,280	20.00	▲0.21%	0	0	0	191,951	1,783	2,852
	PPSP	2,750	2,750	2,750	2,750	0.00	0.82%	330	907,500	227	197,656	23,642	2,715
25/07/19	Index	616.72	618.31	616.72	617.76	1.04	▲0.17%	4,820	29,055,420	7,264	2,085,947	40,355	10,627
	PPWSA	6,040	6,040	6,020	6,020	-40.00	▼0.66%	1,062	6,403,860	1,601	523,578	15,692	1,773
	GTI	4,820	4,820	4,820	4,820	120.00	▲2.55%	140	674,800	169	192,800	131	720
	PPAP	9,260	9,260	9,260	9,260	-80.00	▼0.85%	0	0	0	191,537	1,423	1,818
	PPSP	2,750	2,750	2,750	2,750	10.00	▲2.55%	2,510	6,902,500	1,726	197,656	22,035	5,488
24/07/19	Index	619.58	619.58	616.72	616.72	1.04	▼0.17%	9,322	105,658,480	26,415	2,082,687	42,971	18,358
	PPWSA	6,060	6,060	6,060	6,060	0.00	0.00%	440	2,666,400	667	527,057	14,087	4,418
	GTI	4,700	4,700	4,700	4,700	0.00	0.00%	500	2,350,000	588	188,000	592	1,140
	PPAP	9,400	9,400	9,340	9,340	220.00	▲2.41%	620	5,816,000	1,454	193,192	1,039	5,531
	PPSP	2,750	2,750	2,740	2,740	-10.00	▼0.00%	992	2,727,080	682	196,938	24,732	5,355
23/07/19	Index	617.48	617.95	608.30	615.68	-1.80	▼0.29%	9,175	56,917,100	14,229	1,881,199	38,016	14,455
	PPWSA	6,060	6,060	5,700	6,060	20.00	▲0.33%	3,106	18,438,080	4,610	527,057	11,574	7,907
	GTI	4,700	4,700	4,700	4,700	-200.00	▼4.08%	25	117,500	29	188,000	334	694
	PPAP	9,220	9,220	9,120	9,120	-100.00	▼1.08%	621	5,720,420	1,430	188,641	1,639	1,442
	PPSP	2,740	2,750	2,720	0	0.00	4.08%	3,775	10,360,180	2,590	0	21,988	3,439
22/07/19	Index	617.01	619.81	617.01	617.48	-0.47	▲0.08%	1,452	7,148,750	1,787	2,085,746	44,238	15,782
	PPWSA	6,020	6,040	6,020	6,040	-20.00	▼0.33%	917	5,526,340	1,382	525,318	14,311	6,884
	GTI	4,900	4,900	4,900	4,900	0.00	0.00%	0	0	0	196,000	202	1,201
	PPAP	9,220	9,220	9,220	9,220	0.00	0.00%	20	184,400	46	190,710	1,986	1,005
	PPSP	2,750	2,750	2,750	2,750	0.00	0.00%	513	1,410,750	353	197,656	25,623	5,303
PAS	13,680	13,680	13,580	13,580	0.00	0.00%	2	27,260	7	976,063	2,116	1,389	

19/07/19	Index	615.96	617.95	615.77	617.95	1.99	▲0.32%	4,781	56,954,060	14,239	2,087,486	41,045	10,490
	PPWSA	6,040	6,080	6,000	6,060	40.00	▲0.66%	469	2,828,220	707	527,057	11,835	2,695
	GTI	4,900	4,900	4,900	4,900	60.00	▲2.27%	253	1,239,700	310	196,000	136	380
	PPAP	9,200	9,220	9,200	9,220	0.00	0.00%	240	2,210,400	553	190,710	863	1,663
	PPSP	2,750	2,750	2,750	2,750	20.00	▲1.23%	104	286,000	72	197,656	25,730	4,431
	PAS	13,580	13,580	13,560	13,580	0.00	0.00%	3,715	50,389,740	12,597	976,063	2,481	1,321
18/07/19	Index	615.96	616.42	615.49	615.96	0.00	▲0.00%	1,359	11,497,170	2,874	2,080,170	45,745	13,581
	PPWSA	6,020	6,020	6,020	6,020	20.00	▲0.33%	500	3,010,000	753	523,578	11,950	6,947
	GTI	4,840	4,840	4,840	4,840	0.00	0.00%	0	0	0	193,600	95	500
	PPAP	9,220	9,220	9,220	9,220	0.00	1.10%	10	92,200	23	190,710	2,616	1,288
	PPSP	2,730	2,730	2,730	2,730	0.00	0.00%	289	788,970	197	196,219	27,516	3,891
	PAS	13,620	13,620	13,580	13,580	-20.00	▼0.14%	560	7,606,000	1,902	976,063	3,568	955
17/07/19	Index	620.50	620.50	614.91	615.96	-4.54	▼0.73%	6,215	62,266,690	15,567	2,079,868	42,565	13,098
	PPWSA	6,000	6,000	6,000	6,000	0.00	0.00%	0	0	0	521,839	13,230	2,929
	GTI	4,840	4,840	4,840	4,840	0.00	0.00%	0	0	0	193,600	95	7,104
	PPAP	9,200	9,220	9,200	9,220	20.00	▲0.21%	5,041	46,387,200	11,597	190,710	1,137	100
	PPSP	2,730	2,730	2,730	2,730	0.00	0.00%	5	13,650	3	196,219	25,174	2,303
	PAS	13,560	13,600	13,560	13,600	-200.00	▼1.44%	1,169	15,865,840	3,966	977,500	2,929	662
16/07/19	Index	621.82	621.82	620.50	620.50	-1.79	▼0.29%	893	5,263,060	1,316	2,093,829	47,319	7,013
	PPWSA	5,980	6,000	5,980	6,000	0.00	0.00%	212	1,270,000	318	521,839	13,226	2,554
	GTI	4,840	4,840	4,840	4,840	0.00	0.00%	0	0	0	193,600	595	0
	PPAP	9,200	9,200	9,200	9,200	0.00	0.00%	209	1,922,800	481	190,296	1,360	1,082
	PPSP	2,750	2,750	2,730	2,730	-20.00	▼0.00%	402	1,103,460	276	196,219	28,282	2,021
	PAS	13,840	13,840	13,800	13,800	-60.00	▼0.43%	70	966,800	242	991,875	3,856	1,356
15/07/19	Index	611.21	622.29	611.21	622.29	11.08	▲1.81%	2,473	26,481,000	6,620	2,099,579	28,645	13,136
	PPWSA	6,000	6,000	6,000	6,000	120.00	▲2.04%	537	3,222,000	806	521,839	14,426	8,072
	GTI	4,840	4,840	4,840	4,840	-60.00	▼1.22%	0	0	0	193,600	3,048	200
	PPAP	9,200	9,200	9,200	9,200	0.00	0.00%	150	1,380,000	345	190,296	1,769	1,605
	PPSP	2,700	2,750	2,700	2,750	50.00	▲1.22%	220	600,000	150	197,656	7,076	2,305
	PAS	13,500	13,860	13,500	13,860	340.00	▲2.51%	1,566	21,279,000	5,320	996,188	2,326	954
12/07/19	Index	617.80	619.23	611.21	611.21	-6.59	▲1.07%	2,439	19,125,220	4,781	2,063,511	35,280	11,847
	PPWSA	6,000	6,000	5,880	5,880	-120.00	▼2.00%	519	3,084,220	771	511,402	11,430	6,568
	GTI	4,900	4,900	4,900	4,900	-340.00	▼6.48%	0	0	0	196,000	3,168	50
	PPAP	9,200	9,300	9,200	9,200	80.00	▲0.87%	500	4,613,000	1,153	190,296	3,029	1,129
	PPSP	2,700	2,700	2,700	2,700	-50.00	▼6.48%	720	1,944,000	486	194,063	15,246	2,664
	PAS	13,560	13,560	13,520	13,520	20.00	▲0.14%	700	9,484,000	2,371	971,750	2,407	1,436
11/07/19	Index	630	630	618	618	-4.32	▼0.69%	5,891	33,736,070	8,434	2,088,049	36,247	9,271
	PPWSA	6,000	6,000	6,000	6,000	0.00	0.00%	146	876,000	219	521,839	13,944	4,972
	GTI	5,240	5,240	5,240	5,240	460.00	▲9.62%	34	178,160	45	209,600	1,745	120
	PPAP	9,300	9,300	9,120	9,120	0.00	0.00%	1,233	11,328,220	2,832	188,641	2,479	946
	PPSP	2,750	2,750	2,750	2,750	0.00	9.62%	3,643	10,018,250	2,505	197,656	15,226	1,290
	PAS	13,900	13,980	13,500	13,500	-400.00	▼2.87%	835	11,335,440	2,834	970,313	2,853	1,943
10/07/19	Index	630.51	630.98	617.01	622.12	-5.58	0.91%	6,152	54,464,170	13,616	2,098,399	41,813	8,899
	PPWSA	6,000	6,000	6,000	6,000	20.00	▲0.33%	1,767	10,602,000	2,651	521,839	14,732	4,328
	GTI	4,780	4,780	4,780	4,780	-80.00	▼1.64%	0	0	0	191,200	2,619	240
	PPAP	9,300	9,300	9,120	9,120	-180.00	▼1.93%	451	4,117,620	1,029	188,641	2,546	971
	PPSP	2,750	2,750	2,740	2,750	0.00	1.64%	1,351	3,712,750	928	197,656	19,326	1,203
	PAS	14,200	14,200	13,600	13,900	300.00	▲2.20%	2,583	36,031,800	9,008	999,063	2,590	2,157
09/07/19	Index	619.27	619.27	616.51	616.54	-2.73	▼0.44%	1,466	8,622,150	2,156	2,082,020	49,721	12,706
	PPWSA	5,980	5,980	5,980	5,980	100.00	▲1.70%	0	0	0	520,100	12,762	7,172
	GTI	4,860	4,860	4,860	4,860	-40.00	▼0.81%	20	97,200	24	194,400	1,762	0
	PPAP	9,300	9,300	9,300	9,300	0.00	0.00%	120	1,116,000	279	192,365	1,956	1,267
	PPSP	2,750	2,750	2,710	2,750	0.00	0.81%	983	2,693,550	673	197,656	30,421	3,669
	PAS	13,800	13,800	13,600	13,600	-200.00	▼1.44%	343	4,715,400	1,179	977,500	2,820	598
08/07/19	Index	612.95	619.27	600.64	619.27	-6.32	▼1.03%	1,307	12,109,530	3,027	2,089,298	48,807	11,711
	PPWSA	6,000	6,000	5,880	5,880	-120.00	▼2.00%	651	3,863,880	966	511,402	12,710	6,805
	GTI	4,900	4,900	4,900	4,900	200.00	▲4.25%	10	49,000	12	196,000	371	0
	PPAP	9,300	9,300	9,300	9,300	0.00	0.00%	30	279,000	70	192,365	2,217	1,159
	PPSP	2,750	2,750	2,750	2,750	0.00	4.25%	11	30,250	8	197,656	31,670	3,737
	PAS	13,800	13,800	13,000	13,800	300.00	▲2.22%	605	7,887,400	1,972	991,875	1,839	10

Source: Data from CSX, and Compiled by ACS

*Exchange Rate: USD1=KHR4,000

DISCLAIMER

ALL RESEARCH is based on material compiled from data considered to be reliable at the time of writing. However, information and opinions expressed will be subject to change at short notice, and no part of this report is to be construed as an offer or solicitation of an offer to transact any securities or financial instruments whether referred to herein or otherwise. We do not accept any liability directly or indirectly that may arise from investment decision-making based on this report. The company, its directors, officers, employees and/or connected persons may periodically hold an interest in the securities mentioned.

All Rights Reserved. No part of this publication may be used or re-produced without expressed permission from [ACLEDA SECURITIES PLC.](#)

ACLEDA IN GROUP

ACLEDA BANK PLC.

HEADQUARTERS

61, Preah Monivong Blvd., Sangkat Srah Chork,
Khan Daun Penh, Phnom Penh, Kingdom of Cambodia.

P.O. Box: 1149

Tel: (855) 23 998 777 / 430 999

Fax: (855) 23 998 666 / 430 555

E-mail: acledabank@acledabank.com.kh

Website: www.acledabank.com.kh

SWIFT: ACLBKHPP

ACLEDA BANK PLC.

CASH SETTLEMENT, SECURITIES REGISTRAR, SECURITIES TRANSFER, AND
PAYING AGENT

HEADQUARTERS

61, Preah Monivong Blvd., Sangkat Srah Chork,
Khan Daun Penh, Phnom Penh, Kingdom of Cambodia.

P.O. Box: 1149

Tel: (855) 23 998 777 / 430 999

Fax: (855) 23 998 666 / 430 555

E-mail: acledabank@acledabank.com.kh

Website: www.acledabank.com.kh

SWIFT: ACLBKHPP

ACLEDA BANK LAO LTD.

HEADQUARTERS

#372, corner of Dongpalane and Dongpaina road,
Unit 21, Phonesavanh Neua village, Sisattanak district,
Vientiane capital, Lao PDR.

P.O. Box: 1555

Tel: +856 (0)21 264 998 / 219 231

Fax: +856 (0)21 264 995

E-mail: acledabank@acledabank.com.la

Website: www.acledabank.com.la

SWIFT: ACLBLALA

ACLEDA MFI MYANMAR Co., LTD.

HEADQUARTERS

#186(B), ShweGonTaing Road, Yae Tar Shae Block,
Bahan Township, Yangon Region,
The Republic of the Union of Myanmar.

Tel: (+95-1) 559 475 / 552 956

Website: www.acledamfi.com.mm

ACLEDA SECURITIES PLC.

HEADQUARTERS

5TH Floor ACLEDA Building
5th Floor, ACLEDA Building # 61, Preah Monivong Blvd.,
Sangkat Srah Chork,

Khan Daun Penh, Phnom Penh, Kingdom of Cambodia.

Tel: (855) 23 723 388 / 999 966 / 999 977

Email: acs.rep@acledasecurities.com.kh

Website: www.acledasecurities.com.kh

ACLEDA INSTITUTE OF BUSINESS

HEADQUARTERS

Address: #1397, Phnom Penh-Hanoi
Friendship Blvd., Phum Anlong Kngan, Sangkat Khmuonh, Khan
Saensokh, Phnom Penh, Kingdom of Cambodia

P. O. Box: 1149

Tel: + 855 (0)23 986 937 / 999 944

E-mail: info@acleda-aib.edu.kh

Website: www.acleda-aib.edu.kh

CREDIT BUREAU (CAMBODIA) Co., LTD

2ND FLOOR

#10 Street 242, Chaktomuk,
Daun Penh, Phnom Penh, Cambodia

Mobile : (855) 16 370 707 (Main)

: (855) 12 303 032

ACLEDA PROPERTIES LTD.

HEADQUARTERS

61, Preah Monivong Blvd., Sangkat Srah Chork,
Khan Daun Penh, Phnom Penh, Kingdom of Cambodia.