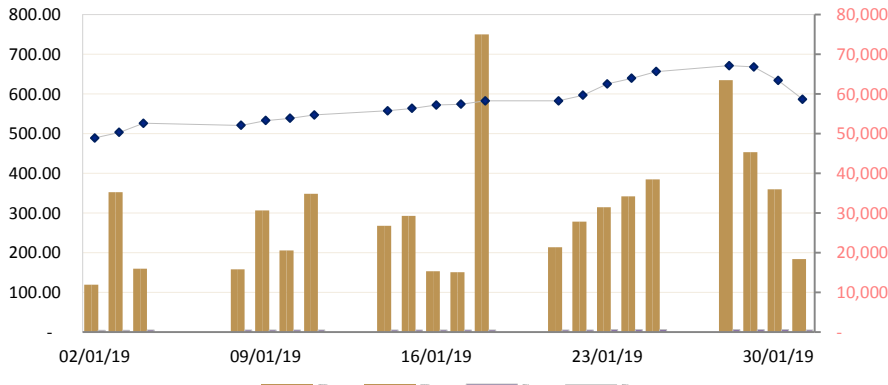




CAMBODIA SECURITIES EXCHANGE: MARKET SUMMARY

Index / Companies	Previous Day	Open	Closing	Change	% Change	From Listed till Today		Volume	Value (KHR)
						High	Low		
Index	586.88	564.72	556.63	-30.25	▼5.43	1,108	305	18,888	125,235,160
PPWSA	5,700	5,700	5,500	-200	▼3.64	10,300	2,700	10,108	55,852,000
GTI	5,580	5,040	5,040	-540	▼10.71	9,780	2,110	566	2,860,640
PPAP	10,500	10,300	9,800	-700	▼7.14	11,960	4,600	2,800	27,667,300
PPSP	3,090	3,010	3,000	-90	▼3.00	3,650	2,400	2,531	7,615,020
PAS	11,700	11,000	11,100	-600	▼5.45	14,400	4,620	2,883	31,240,200

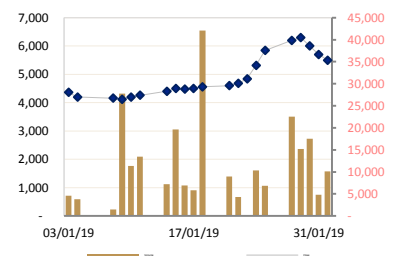
CSX DAILY STOCK INDEX (Last 30 Days)



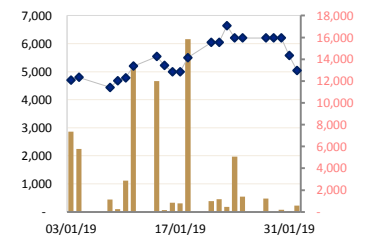
LISTED COMPANIES

PPWSA	Phnom Penh Water Supply Authority
Industry	Water Utility
GTI	Grant Twins Int. (Cambodia) Plc.
Industry	Apparel Clothing
PPAP	Phnom Penh Autonomous Port.
Industry	Port Services
PPSP	Phnom Penh SEZ PLC.
Industry	SEZ Developer
PAS	Sihanouk Ville Autonomous Port.
Industry	Port Services

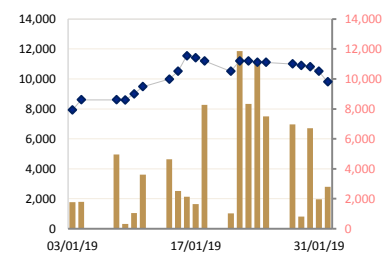
PPWSA DAILY STOCK PRICE



GTI DAILY STOCK PRICE



PPAP DAILY STOCK PRICE



SECURITIES NEWS

ASIAN : Asian shares go flat as China data disappoints

Asian shares crept back from four-month highs on Friday as a dismal survey on Chinese factory activity dulled optimism about the prospects for a Sino-U.S. deal on tariffs. The Australian dollar, a liquid barometer of investor sentiment toward China, skidded 0.5% after the Caixin/Markit index of manufacturing fell to its lowest since February 2016. That was more downbeat than the official version of the index and inflamed fears for the economy. Investor caution is also mounting ahead of U.S. jobs data later in the session with analysts unsure what impact the government shutdown might have had on employment. MSCI's broadest index of Asia-Pacific shares outside Japan slipped 0.2%, though that followed a stellar 7.2% gain in January. Japan's Nikkei went flat, while Shanghai blue chips held onto a 0.7% gain. E-Mini futures for the S&P 500 eased 0.1% and spread betters pointed to a marginally mixed start for European bourses. (REUTERS)

BUSINESS & ECONOMIC NEWS

CAMBODIA : Don't echo fake news, Chea Serey tells business publishers

Business publishers should refrain from joining other media reports to echo news that could potentially harm business confidence or create panic among fund suppliers, credit suppliers and borrowers, said Chea Serey, Director-General of Central Banking at the National Bank of Cambodia. "Business publishers should take fake news seriously by using various innovative and creative tools to address the problem at all cost so as to maintain a continued and consistent flow of reliable business news reports," Ms Serey said when launching Khmer Times' inaugural business newspaper Capital Cambodia. In today's fast-moving society, keeping up with new developments has become a challenge and the widespread presence of fake news is not making it any easier. In commending Khmer Times' latest venture, Ms Serey encouraged the publication and other business news outlets to continue investing in enhancing the knowledge of reporters in the economic and financial sectors. "At the same time, I would like to encourage reporters to

seek clarification from us when they are not clear so as to avoid any misinterpretation," she added. *(Khmer Times)*

CAMBODIA : US project to boost aquaculture

A new US-funded program seeks to strengthen food security in the country by developing the local aquaculture industry. Funded by the US Department of Agriculture, the Commercialization of Aquaculture for Sustainable Trade (CAST), will boost local production of freshwater fish, the main source of protein for Cambodians. With a capital of \$17 million, the program will run for five years. It focuses on increasing access to fish seeds and feed, and seeks to strengthen all links in the value chain, from hatcheries and producers to buyers and distributors. Cambodia will benefit from increased confidence and access to high-quality fish grown in Cambodia, produced and handled with proper standards, said Michael A. Newbill, chargé d' affaires at the US Embassy. In addition, the national economy will benefit as Cambodia joins a global market as a consumer and supplier of locally raised, high-quality freshwater aquaculture products, he added. He explained that the United States supports Cambodia's agriculture industry in many areas but that the CAST project is unique because it uses an abundant resource soy and utilises it as a feedstock for Cambodia's growing aquaculture industry. *(Khmer Times)*

CAMBODIA : Cambodia's tax revenue enjoys rise once again

The General Department of Taxation (GDT) collected over \$2 billion in tax revenue last year, up 13.37% from the same period in 2017, according to a statement released by the department on Tuesday. At the December 2018 tax collection revenue meeting, General Department of Taxation director-general Kong Vibol indicated that the department collected more than \$2.19 billion from various streams of tax revenue, exceeding its target by over \$274 million. The report shows that in December alone, the GDT collected more than \$142 million, an increase of \$31 million compared to December 2017. According to the statement, tax collection revenues have increased an average of 20% annually over the last five years, with \$1.06 billion collected in 2014, more than \$1.3 billion in 2015, \$1.5 billion in 2016 and \$1.97 billion in 2017. Minister of Economy and Finance Aun Pornmoniroth, who attended the meeting, voiced his support for the GDT's mission of an optimal yield this year through efficient implementation of tax revenue collection. Pornmoniroth said the GDT must continue to modernise fiscal administration by studying information technology strategic plans to establish an integrated data centre for GDT. *(Phnom Penh Post)*

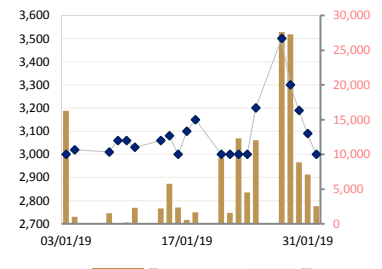
CAMBODIA : New tax incentive to boost agriculture

Aiming to boost agricultural production, a new directive issued on Tuesday suspends profit tax prepayments for companies dealing in a number of agricultural products. Directive 100, signed by Deputy Prime Minister and Minister of Economy and Finance Aun Pornmoniroth, said enterprises engaged in producing, supplying or exporting paddy rice, rice, corn, beans, pepper, cashew nuts, cassava, or rubber are eligible for exemptions of profit tax prepayments. The exemption is valid for the next 5 years, starting this month, the directive notes. Song Saran, CEO of Amru Rice, welcomed the move. "It will boost the competitiveness of Cambodian firms, particularly in the agro-processing industry. "We would like the government to also consider other tax exemptions for companies involved in agro-processing to attract investors, enhance competitiveness, and create more value," he said. To be eligible, companies' accounting books must comply with national tax law and accounting regulations. Firms must also be caught up on their tax payments. *(Khmer Times)*

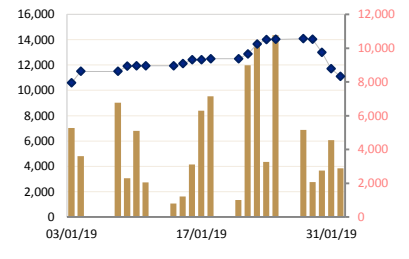
CAMBODIA : Financial sector sees robust growth

Cambodia's financial sector continued to expand robustly last year, with outstanding loans and deposits at the end of the year maintaining double digit growth with bad loans remaining low, according to the central bank's annual report published on Saturday. The 2018 National Bank of Cambodia (NBC) report stated that outstanding loans in the Kingdom's financial industry a combination of banks and microfinance institutions grew by 19% to \$24.5 billion by the end of last year, while deposits increased by 15.3% to \$22.1 billion. The industry's total assets grew to \$40 billion at the end of last year, increasing 19.4% from the end of 2017. The report showed that the Kingdom's financial industry maintained solid growth and has been expanding its area of

PPSP DAILY STOCK PRICE



PAS DAILY STOCK PRICE



(CURRENT DAY)

Seller	%	Buyer	%
ACS	65.78	GFS	27.83
CNS	12.50	CNS	25.25
PPS	11.27	SBI	22.76
RHBIS	3.92	ACS	11.58
SBI	2.84	PPS	8.79
Total Share (100%)		18,888	

TOP 5 MEMBERS (MTD)

Seller	%	Buyer	%
ACS	65.78	GFS	27.83
CNS	12.50	CNS	25.25
PPS	11.27	SBI	22.76
RHBIS	3.92	ACS	11.58
SBI	2.84	PPS	8.79
Total Share (100%)		18,888	

TYPE OF INVESTOR (CURRENT DAY)

Type	Sell	Buy	Net Buy
Securities	400	2,457	2,057
Other	-	-	-
Individual	16,545	7,081	(9,464)
Foreigner	1,943	9,350	7,407
Total Share (100%)		18,888.00	

TYPES OF INVESTORS (MTD)

Type	Sell	Buy	Net Buy
Securities	400	2,457	2,057
Other	-	-	-
Individual	16,545	7,081	(9,464)
Foreigner	1,943	9,350	7,407
Total Share (100%)		18,888	

coverage nationwide, establishing itself as a major contributor to national economic growth. “The industry is being modernised parallel to the growth of financial technology and has seen upgrades in financial infrastructure and electronic payment services,” said the report. (*Phnom Penh Post*)

VIETNAM : Vietnam and Thailand head toward trade goal of \$20 billion by 2020

Vietnam and Thailand have pledged to create favourable conditions for businesses of the two countries to increase investment and business cooperation as well as to facilitate agricultural import and export activities between the two countries. Vietnam and Thailand have agreed to implement measures to boost economic cooperation with the aim of reaching \$20 billion in two-way trade turnover by next year at the meeting of their Joint Committee on Bilateral Cooperation in Thailand which wrapped up on Friday. The two day meeting was co-chaired by Vietnamese Deputy Prime Minister and Minister of Foreign Affairs Pham Binh Minh and Thai Minister of Foreign Affairs Don Pramudwinai. The two sides agreed to create favourable conditions for businesses of the two countries to increase investment and business cooperation as well as to facilitate agricultural import and export activities between the two countries. They also agreed to promote cooperation and share experience in rice research, production and export. They stressed the importance of enhancing cooperation in sub-region connection, particularly in connecting road, water and air transport between Vietnam and Thailand as well as among Asean countries. (*VIET NAM NEWS*)

Historical Trading Data (Latest Month)

Date	Index/Stock	Open	High	Low	Close	Change	Δ (%)	Volume	Value (mil. KHR)	Value (\$)*	Mar. Cap. (mil. KHR)	Remain Quantity	
												Sell	Buy
01/02/19	Index	564.72	564.72	546.09	556.63	-30.25	▼ 5.15%	18,888	125,235,160	31,309	1,698,697	53,042	8,730
	PPWSA	5,700	5,700	5,480	5,500	-200.00	▼ 3.50%	10,108	55,852,000	13,963	478,352	24,755	503
	GTI	5,040	5,080	5,040	5,040	-540.00	▼ 9.67%	566	2,860,640	715	201,600	515	39
	PPAP	10,300	10,300	9,600	9,800	-700.00	▼ 6.66%	2,800	27,667,300	6,917	202,707	16,913	2,005
	PPSP	3,010	3,020	3,000	3,000	-90.00	▼ 2.91%	2,531	7,615,020	1,904	173,625	9,429	2,651
	PAS	11,000	11,100	10,600	11,100	-600.00	▼ 5.12%	2,883	31,240,200	7,810	642,413	1,430	3,532
31/01/19	Index	632.05	636.77	586.88	586.88	-47.72	▼ 7.52%	18,442	124,344,180	31,086	1,792,104	74,281	6,823
	PPWSA	5,900	6,100	5,700	5,700	-300.00	▼ 5.00%	4,787	27,836,460	6,959	495,747	35,668	3,350
	GTI	5,580	5,580	5,580	5,580	-620.00	▼ 10.00%	62	345,960	86	223,200	7,216	0
	PPAP	10,000	10,800	10,000	10,500	-300.00	▼ 2.77%	1,963	20,792,160	5,198	217,186	11,237	1,070
	PPSP	3,180	3,180	3,090	3,090	-100.00	▼ 10.00%	7,087	22,008,500	5,502	178,834	9,295	2,403
	PAS	13,000	13,000	11,700	11,700	-1300.00	▼ 10.00%	4,543	53,361,100	13,340	677,138	10,865	0
30/01/19	Index	673.00	673.56	625.53	634.60	-33.55	▼ 5.02%	36,028	247,179,180	61,795	1,930,226	86,734	5,401
	PPWSA	6,360	6,360	6,000	6,000	-300.00	▼ 4.76%	17,538	107,675,700	26,919	521,839	28,342	520
	GTI	6,200	6,200	5,580	6,200	0.00	0.00%	192	1,160,800	290	248,000	3,720	30
	PPAP	11,000	11,000	9,820	10,800	-100.00	▼ 0.91%	6,705	72,273,200	18,068	223,391	14,663	1,704
	PPSP	3,500	3,500	3,100	3,190	-110.00	▼ 0.00%	8,834	27,986,480	6,997	184,621	20,311	2,663
	PAS	14,000	14,000	13,000	13,000	-1020.00	▼ 7.27%	2,759	38,083,000	9,521	752,375	19,698	484
29/01/19	Index	681.15	681.66	665.05	668.15	-3.50	▼ 0.52%	45,379	228,972,230	57,243	2,023,785	53,028	11,797
	PPWSA	6,500	6,500	6,200	6,300	100.00	▲ 1.61%	15,233	95,578,200	23,895	547,931	9,733	6,111
	GTI	6,200	6,200	6,200	6,200	0.00	0.00%	0	0	0	248,000	5,002	905
	PPAP	11,000	11,000	10,900	10,900	-100.00	▼ 0.90%	817	8,916,200	2,229	225,460	20,656	976
	PPSP	3,600	3,650	3,300	3,300	-200.00	▼ 0.00%	27,265	95,415,950	23,854	190,988	9,858	799
	PAS	14,100	14,100	13,900	14,020	-60.00	▼ 0.42%	2,064	29,061,880	7,265	811,408	7,779	3,006
28/01/19	Index	660.77	680.98	643.92	671.65	15.19	▲ 2.31%	63,480	388,731,560	97,183	2,032,204	59,980	49,626
	PPWSA	5,940	6,420	5,300	6,200	360.00	▲ 6.16%	22,534	137,715,400	34,429	539,234	44,032	40,939
	GTI	6,280	6,280	6,200	6,200	0.00	0.00%	1,235	7,715,800	1,929	248,000	3,768	189
	PPAP	11,240	11,500	10,940	11,000	-100.00	▼ 0.90%	6,954	77,115,400	19,279	227,528	7,567	2,341
	PPSP	3,300	3,520	3,100	3,500	300.00	▲ 0.00%	27,599	93,572,180	23,393	202,563	7	5,777
	PAS	14,100	14,100	14,020	14,080	60.00	▲ 0.42%	5,158	72,612,780	18,153	814,880	4,606	380
25/01/19	Index	649.25	658.80	648.78	656.46	16.65	▲ 2.60%	38,533	320,055,280	80,014	1,982,127	18,784	29,061
	PPWSA	5,700	5,840	5,700	5,840	520.00	▲ 9.77%	6,838	39,878,640	9,970	507,923	0	10,878
	GTI	6,220	6,300	6,200	6,200	0.00	0.00%	1,397	8,722,000	2,181	248,000	4,343	104
	PPAP	11,100	11,100	11,000	11,100	0.00	0.00%	7,491	83,130,500	20,783	229,596	4,009	4,990
	PPSP	3,000	3,200	2,980	3,200	200.00	▲ 0.00%	12,034	36,662,400	9,166	185,200	1,566	11,965
	PAS	14,020	14,200	13,900	14,020	20.00	▲ 0.14%	10,773	151,661,740	37,915	811,408	8,866	1,124
24/01/19	Index	625.80	648.29	625.80	639.81	14.38	▲ 2.30%	34,247	268,391,580	67,098	1,924,169	32,445	24,362
	PPWSA	4,900	5,320	4,900	5,320	480.00	▲ 9.91%	10,300	54,434,200	13,609	462,697	0	9,846
	GTI	6,100	6,500	6,100	6,200	-440.00	▼ 6.62%	5,083	31,743,200	7,936	248,000	13,340	1,410
	PPAP	11,100	11,200	11,100	11,100	-100.00	▼ 0.89%	11,082	123,127,000	30,782	229,596	3,775	3,982
	PPSP	3,000	3,000	2,970	3,000	0.00	6.62%	4,519	13,547,400	3,387	173,625	9,543	2,950
	PAS	13,680	14,400	13,680	14,000	360.00	▲ 2.63%	3,263	45,539,780	11,385	810,250	5,787	6,174
23/01/19	Index	617.84	625.43	611.88	625.43	28.45	▲ 4.77%	31,477	272,052,780	68,013	1,881,255	34,583	26,337
	PPWSA	4,680	4,840	4,680	4,840	160.00	▲ 3.41%	200	952,000	238	420,950	4,000	15,758
	GTI	6,000	6,640	6,000	6,640	600.00	▲ 9.93%	450	2,894,420	724	265,600	917	260
	PPAP	11,100	11,200	11,100	11,200	0.00	0.00%	8,331	92,707,200	23,177	231,665	6,679	4,555
	PPSP	3,000	3,000	2,950	3,000	0.00	9.93%	12,301	36,886,000	9,222	173,625	12,420	3,358
	PAS	13,780	13,780	13,500	13,640	780.00	▲ 6.06%	10,195	138,613,160	34,653	789,415	10,567	2,406
22/01/19	Index	591.49	599.91	590.45	596.98	14.21	▲ 2.44%	27,897	276,273,480	69,068	1,624,572	45,259	27,205
	PPWSA	4,620	4,800	4,600	4,680	80.00	▲ 1.73%	4,296	20,067,600	5,017	407,034	13,213	16,898
	GTI	6,000	6,200	5,840	6,040	0.00	0.00%	1,171	7,093,980	1,773	241,600	2,240	265
	PPAP	10,700	11,500	10,560	11,200	700.00	▲ 6.66%	11,850	129,026,400	32,257	231,665	3,248	4,723
	PPSP	3,000	3,000	3,000	0	0.00	0.00%	1,596	4,788,000	1,197	0	24,818	2,508
	PAS	12,860	12,900	12,500	12,860	360.00	▲ 2.88%	8,984	115,297,500	28,824	744,273	1,740	2,811
21/01/19	Index	579.90	582.77	563.54	582.77	-0.05	▲ 0.01%	21,427	99,037,980	24,759	1,755,925	34,520	20,367
	PPWSA	4,600	4,660	4,560	4,600	40.00	▲ 0.87%	8,924	41,230,540	10,308	400,077	6,161	10,670
	GTI	6,040	6,040	6,040	6,040	540.00	▲ 9.81%	1,000	6,040,000	1,510	241,600	70	1,051
	PPAP	11,460	11,460	10,360	10,500	-700.00	▼ 6.25%	1,029	10,971,440	2,743	217,186	2,171	505
	PPSP	3,000	3,000	3,000	3,000	-150.00	▼ 9.81%	9,464	28,392,000	7,098	173,625	25,351	6,693
	PAS	12,000	12,500	12,000	12,500	0.00	0.00%	1,010	12,404,000	3,101	723,438	767	1,448

18/01/19	Index	580.17	584.43	568.13	582.82	8.56	▲1.49%	75,011	464,425,500	116,106	1,754,006	20,905	20,055
	PPWSA	4,600	4,600	4,500	4,560	60.00	▲1.33%	42,078	190,374,280	47,594	396,598	3,484	11,253
	GTI	5,000	5,500	4,900	5,500	500.00	▲1.33%	15,837	86,624,140	21,656	220,000	1,605	1,908
	PPAP	11,700	11,960	11,000	11,200	-200.00	▼1.75%	8,269	92,787,200	23,197	231,665	4,485	2,669
	PPSP	3,100	3,150	3,080	3,150	50.00	▲10.00%	1,680	5,188,880	1,297	182,306	3,696	3,496
	PAS	12,500	12,700	12,300	12,500	80	▲0.64%	7,147	89,451,000	22,363	723,438	7,635	729
17/01/19	Index	566.44	589.51	566.44	574.26	2.10	▲0.37%	15,116	129,705,760	32,426	1,725,401	33,381	16,497
	PPWSA	4,440	4,600	4,440	4,500	20.00	▲0.44%	5,823	26,247,280	6,562	391,379	4,643	9,049
	GTI	4,560	5,060	4,560	5,000	0.00	0.00%	794	3,909,980	977	200,000	4,510	492
	PPAP	11,700	11,900	11,340	11,400	-140.00	▼0.31%	1,647	19,221,400	4,805	235,802	11,997	1,483
	PPSP	3,160	3,180	3,100	3,100	100.00	▲0.00%	561	1,772,860	443	179,413	5,229	3,308
	PAS	12,400	13,000	12,300	12,420	20.00	▲0.16%	6,291	78,554,240	19,639	718,808	7,002	2,165
16/01/19	Index	540.12	577.22	540.12	572.16	8.41	▲1.49%	15,361	104,489,480	26,122	1,719,612	38,741	14,961
	PPWSA	4,500	4,500	4,400	4,480	-20.00	▼0.44%	6,922	30,980,600	7,745	389,640	21,503	402
	GTI	5,460	5,460	5,000	5,000	-220.00	▼4.21%	851	4,281,200	1,070	200,000	4,457	9,318
	PPAP	10,720	11,540	10,720	11,540	1040.00	▲9.90%	2,130	23,838,540	5,960	238,698	240	510
	PPSP	3,080	3,090	3,000	3,000	-80.00	▼4.21%	2,354	7,218,080	1,805	173,625	12,139	2,087
	PAS	10,920	12,500	10,920	12,400	300.00	▲2.47%	3,104	38,171,060	9,543	717,650	402	2,644
15/01/19	Index	563.10	571.83	560.01	563.75	5.92	▼1.06%	29,293	148,148,240	37,037	1,695,908	46,210	23,124
	PPWSA	4,500	4,660	4,440	4,500	100.00	▲2.27%	19,620	88,331,880	22,083	391,379	22,218	14,172
	GTI	5,600	5,600	5,220	5,220	-320.00	▼5.77%	179	961,620	240	208,800	3,547	824
	PPAP	10,300	10,600	10,300	10,500	520.00	▲5.21%	2,528	26,495,920	6,624	217,186	4,837	4,026
	PPSP	3,080	3,080	3,060	3,080	20.00	▲5.77%	5,744	17,673,120	4,418	178,255	11,185	1,864
	PAS	12,020	12,100	12,000	12,100	160.00	▲1.34%	1,222	14,685,700	3,671	700,288	4,423	2,238
14/01/19	Index	548.64	560.63	547.08	557.83	10.39	▲1.90%	26,806	159,869,640	39,967	1,678,837	43,920	29,538
	PPWSA	4,260	4,400	4,260	4,400	140.00	▲3.28%	7,185	30,882,740	7,721	382,682	8,160	15,743
	GTI	5,140	5,700	5,100	5,540	340.00	▲6.53%	11,981	67,513,620	16,878	221,600	8,370	3,054
	PPAP	9,520	10,400	9,520	9,980	500.00	▲5.27%	4,636	45,152,280	11,288	206,430	5,753	7,349
	PPSP	3,080	3,080	3,000	3,060	30.00	▲6.53%	2,210	6,794,800	1,699	177,098	18,318	3,125
	PAS	12,000	12,000	11,940	11,940	0.00	0.00%	794	9,526,200	2,382	691,028	3,319	267
11/01/19	Index	538.30	547.44	533.60	547.44	8.55	▲1.59%	34,900	190,908,480	47,727	1,640,982	53,424	35,587
	PPWSA	4,200	4,260	4,180	4,260	60.00	▲1.42%	13,442	56,695,220	14,174	370,506	10,135	9,064
	GTI	4,780	5,200	4,320	5,200	420.00	▲8.78%	13,509	69,085,180	17,271	208,000	10,706	13,116
	PPAP	9,200	9,480	9,200	9,480	480.00	▲5.33%	3,602	33,776,020	8,444	196,088	5,334	6,881
	PPSP	3,030	3,030	2,940	3,030	-30.00	▼8.78%	2,296	6,890,520	1,723	175,361	22,165	4,223
	PAS	11,940	11,940	11,900	11,940	20.00	▲0.16%	2,051	24,461,540	6,115	691,028	5,084	2,303
10/01/19	Index	534	539	529	539	5.80	▲1.09%	20,565	131,413,270	32,853	1,609,614	34,788	27,402
	PPWSA	4,080	4,200	4,080	4,200	80.00	▲1.94%	11,353	47,179,460	11,795	365,287	2,624	17,985
	GTI	4,720	4,780	4,320	4,780	100.00	▲2.13%	2,862	13,569,780	3,392	191,200	4,874	1,559
	PPAP	9,000	9,420	8,600	9,000	420.00	▲4.89%	1,043	9,413,320	2,353	186,159	1,723	5,667
	PPSP	3,000	3,060	3,000	3,060	0.00	2.13%	208	635,010	159	177,098	17,151	1,567
	PAS	11,900	11,920	11,620	11,920	20.00	▲0.16%	5,099	60,615,700	15,154	689,870	8,416	624
09/01/19	Index	522.39	533.09	515.37	533.09	11.84	▲2.27%	30,706	146,909,780	36,727	1,588,811	28,603	14,860
	PPWSA	4,200	4,200	4,100	4,120	-40.00	▼0.96%	27,775	115,734,300	28,934	358,329	6,025	7,553
	GTI	4,300	4,680	4,300	4,680	240.00	▲5.40%	264	1,161,060	290	187,200	4,141	2,305
	PPAP	8,580	8,600	8,580	8,580	-20.00	▼0.23%	330	2,834,820	709	177,472	10,026	1,680
	PPSP	3,050	3,060	3,010	3,060	50.00	▲5.40%	35	106,800	27	177,098	3,291	1,332
	PAS	11,540	11,900	11,300	11,900	400.00	▲3.47%	2,302	27,072,800	6,768	688,713	5,120	1,990
08/01/19	Index	532.97	534.32	514.09	521.25	-5.05	▼0.96%	15,841	137,721,350	34,430	1,557,060	35,457	17,687
	PPWSA	4,200	4,200	4,080	4,160	-40.00	▼0.95%	1,439	5,999,660	1,500	361,808	10,050	8,066
	GTI	4,360	4,440	4,360	4,440	-360.00	▼7.50%	1,135	5,036,300	1,259	177,600	8,181	3,418
	PPAP	8,600	8,600	8,520	8,600	0.00	0.00%	4,953	42,570,880	10,643	177,886	7,995	2,202
	PPSP	3,000	3,070	3,000	3,010	-10.00	▼7.50%	1,550	4,695,810	1,174	174,204	2,300	2,405
	PAS	12,000	12,000	11,220	11,500	0.00	0.00%	6,764	79,418,700	19,855	665,563	6,931	1,596
04/01/19	Index	499.58	526.92	499.58	526.30	22.94	▼4.56%	15,972	102,866,110	25,717	1,575,518	21,746	20,534
	PPWSA	4,200	4,280	4,140	4,200	-160.00	▼3.66%	3,786	15,845,200	3,961	365,287	15,620	6,161
	GTI	4,800	4,800	4,800	4,800	100.00	▲2.12%	5,774	27,715,200	6,929	192,000	4,743	3,462
	PPAP	8,200	8,600	8,140	8,600	680.00	▲8.58%	1,805	15,232,760	3,808	177,886	66	4,644
	PPSP	3,000	3,090	3,000	3,020	20.00	▲2.12%	1,005	3,015,310	754	174,783	468	3,821
	PAS	11,200	11,620	11,200	11,500	920.00	▲8.69%	3,602	41,057,640	10,264	665,563	849	2,446

Source: Data from CSX, and Compiled by ACS
*Exchange Rate: USD1=KHR4,000

DISCLAIMER

ALL RESEARCH is based on material compiled from data considered to be reliable at the time of writing. However, information and opinions expressed will be subject to change at short notice, and no part of this report is to be construed as an offer or solicitation of an offer to transact any securities or financial instruments whether referred to herein or otherwise. We do not accept any liability directly or indirectly that may arise from investment decision-making based on this report. The company, its directors, officers, employees and/or connected persons may periodically hold an interest in the securities mentioned.

All Rights Reserved. No part of this publication may be used or re-produced without expressed permission from [ACLEDA SECURITIES PLC.](#)

ACLEDA IN GROUP

ACLEDA BANK PLC.

HEADQUARTERS

61, Preah Monivong Blvd., Sangkat Srah Chork,
Khan Daun Penh, Phnom Penh, Kingdom of Cambodia.

P.O. Box: 1149

Tel: (855) 23 998 777 / 430 999

Fax: (855) 23 998 666 / 430 555

E-mail: acledabank@acledabank.com.kh

Website: www.acledabank.com.kh

SWIFT: ACLBKHPP

ACLEDA SECURITIES PLC.

HEADQUARTERS

5TH Floor ACLEDA Building
5th Floor, ACLEDA Building # 61, Preah Monivong Blvd.,
Sangkat Srah Chork,

Khan Daun Penh, Phnom Penh, Kingdom of Cambodia.

Tel: (855) 23 723 388 / 999 966 / 999 977

Email: acs.rep@acledasecurities.com.kh

Website: www.acledasecurities.com.kh

ACLEDA BANK PLC.

CASH SETTLEMENT, SECURITIES REGISTRAR, SECURITIES TRANSFER, AND
PAYING AGENT

HEADQUARTERS

61, Preah Monivong Blvd., Sangkat Srah Chork,
Khan Daun Penh, Phnom Penh, Kingdom of Cambodia.

P.O. Box: 1149

Tel: (855) 23 998 777 / 430 999

Fax: (855) 23 998 666 / 430 555

E-mail: acledabank@acledabank.com.kh

Website: www.acledabank.com.kh

SWIFT: ACLBKHPP

ACLEDA INSTITUTE OF BUSINESS

HEADQUARTERS

Address: #1397, Phnom Penh-Hanoi
Friendship Blvd., Phum Anlong Kngan, Sangkat Khmuonh, Khan
Saensokh, Phnom Penh, Kingdom of Cambodia

P. O. Box: 1149

Tel: + 855 (0)23 986 937 / 999 944

E-mail: info@acleda-aib.edu.kh

Website: www.acleda-aib.edu.kh

ACLEDA BANK LAO LTD.

HEADQUARTERS

#372, corner of Dongpalane and Dongpaina road,
Unit 21, Phonesavanh Neua village, Sisattanak district,
Vientiane capital, Lao PDR.

P.O. Box: 1555

Tel: +856 (0)21 264 998 / 219 231

Fax: +856 (0)21 264 995

E-mail: acledabank@acledabank.com.la

Website: www.acledabank.com.la

SWIFT: ACLBLALA

CREDIT BUREAU (CAMBODIA) CO., LTD

2ND FLOOR

#10 Street 242, Chaktomuk,
Daun Penh, Phnom Penh, Cambodia

Mobile : (855) 16 370 707 (Main)

: (855) 12 303 032

ACLEDA MFI MYANMAR CO., LTD.

HEADQUARTERS

#186(B), ShweGonTaing Road, Yae Tar Shae Block,
Bahan Township, Yangon Region,
The Republic of the Union of Myanmar.

Tel: (+95-1) 559 475 / 552 956

Website: www.acledamfi.com.mm

ACLEDA PROPERTIES LTD.

HEADQUARTERS

61, Preah Monivong Blvd., Sangkat Srah Chork,
Khan Daun Penh, Phnom Penh, Kingdom of Cambodia.