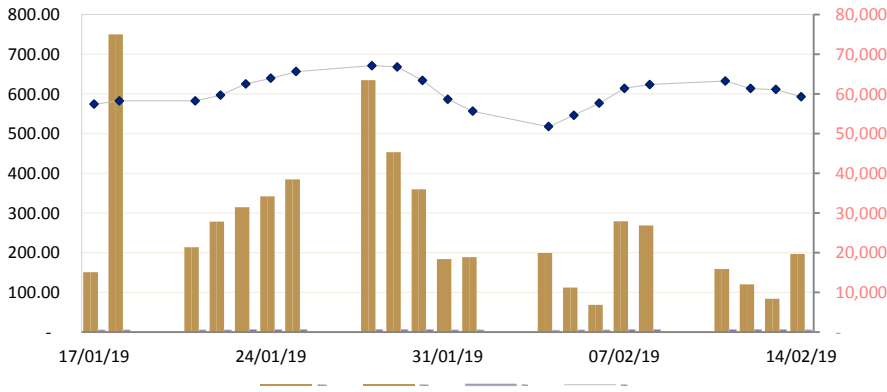




CAMBODIA SECURITIES EXCHANGE: MARKET SUMMARY

| Index / Companies | Previous Day | Open | Closing | Change | % Change | From Listed till Today | | Volume | Value (KHR) |
|-------------------|--------------|--------|---------|--------|----------|------------------------|-------|--------|-------------|
| | | | | | | High | Low | | |
| Index | 593.18 | 590.26 | 591.29 | -1.89 | ▼0.32 | 1,108 | 305 | 7,065 | 42,836,180 |
| PPWSA | 5,440 | 5,340 | 5,340 | -100 | ▼1.87 | 10,300 | 2,700 | 5,910 | 31,994,420 |
| GTI | 4,500 | 4,500 | 4,500 | 0 | 0.00 | 9,780 | 2,110 | 0 | 0 |
| PPAP | 9,900 | 9,800 | 9,880 | -20 | ▼0.20 | 11,960 | 4,600 | 695 | 6,865,760 |
| PPSP | 2,950 | 2,980 | 2,980 | 30 | ▲1.01 | 3,650 | 2,400 | 200 | 596,000 |
| PAS | 13,000 | 13,000 | 13,000 | 0 | 0.00 | 14,400 | 4,620 | 260 | 3,380,000 |

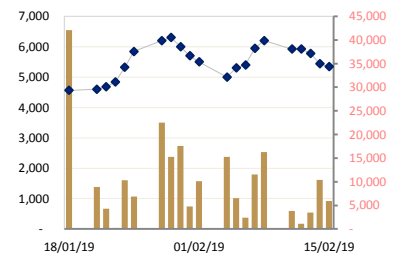
CSX DAILY STOCK INDEX (Last 30 Days)



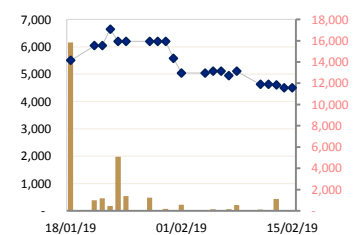
LISTED COMPANIES

| | |
|----------|-----------------------------------|
| PPWSA | Phnom Penh Water Supply Authority |
| Industry | Water Utility |
| GTI | Grant Twins Int. (Cambodia) Plc. |
| Industry | Apparel Clothing |
| PPAP | Phnom Penh Autonomous Port. |
| Industry | Port Services |
| PPSP | Phnom Penh SEZ PLC. |
| Industry | SEZ Developer |
| PAS | Sihanouk Ville Autonomous Port. |
| Industry | Port Services |

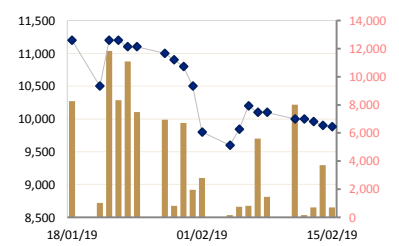
PPWSA DAILY STOCK PRICE



GTI DAILY STOCK PRICE



PPAP DAILY STOCK PRICE



SECURITIES NEWS

CAMBODIA : Local stock prices up across the board in 2018

Stock prices for the five companies listed in the local bourse rose significantly in the last year, according to the latest report from the Cambodia Securities Exchange. All publicly-listed companies showed a strong business performance in 2018, CSX said. Total market capitalisation rose by 86.2%, from \$303.8 million on Jan 2, 2018, to \$565.6 on Feb 7 this year. Stock prices at Phnom Penh Autonomous Port and Sihanoukville Autonomous Port saw particularly strong growth, CSX said, increasing by 96.5 and 161.4%, respectively. Stock prices at Phnom Penh Water Supply Authority grew by more than 59%, while Grand Twins International and Phnom Penh Special Economic Zone experienced more modest growth, with stock prices growing 5.1 and 14.8%, respectively, according to CSX. On average, stock prices increased by 66 percent, it added. "Stock prices reflect a company's value and this value enhances the firm status and fame in the industry. As its value keeps increasing, a company can raise more proceeds issuing fewer stocks," CSX said. (Khmer Times)

CAMBODIA : CSX contest winners reveal their stock trading strategies

The Cambodian Securities Exchange (CSX) on Wednesday organised a seminar to reveal the trading strategy of eight winners of a stock trading competition. The winners received a high return on their investments during the competition. The contest challenged existing investors to register with minimum start-up capital \$100 in stocks listed on the CSX during a period that ran from October 30 last year, to January 18 this year. Dentist Tieng Chhnoeum – the champion of the competition – received an eight million riel (\$2,000) prize in cash. During the competition, GTI's share price increase 66% from 3,300 riel to 5,500 riel. Sihanoukville Autonomous Port's (PAS) share price increased 95%, from 6,400 riel on the first day of competition to 12,500 riel on the last day while Phnom Penh Autonomous Port (PPAP) increases from 6,400 riel per share to 11,200 riel per share. The share prices of Phnom Penh Water Supply Authority and Phnom Penh Special Economic Zone increased 40% and 13% during the competition period. (Phnom Penh Post)

CAMBODIA : Vietnam increases its quota for Kingdom’s rice to 300K tons

After the EU decided to impose tariffs on Cambodia’s rice exports from January, Vietnam agreed this week to expand its import quota for the Kingdom’s rice to 300,000 tons. Vietnam’s actions come as the Chinese government late last night agreed to increase its import quota for the Kingdom’s rice to 400,000 tons this year from the previous year’s 300,000 tons. The agreement was announced after Minister of Commerce Pan Sorasak on Wednesday met with Do Quoc Hung, the representative of the Asia-Africa Market Department at the Vietnamese Ministry of Industry and Trade. According to the Ministry of Commerce’s Facebook page, Vietnam agreed to extend its quota for Cambodian rice to 300,000 tons per annum and tobacco leaves to 3,000 tons, starting from this year and next year. Ministry spokesperson Seang Thay on Thursday said the quota for rice exports to Vietnam is a carry-on from a previous agreement as Vietnam previously provided a quota for Cambodian rice exports for many years. However, he said the Kingdom never exported rice as much as the market allowed due to price competition. Cambodian rice exporters also enjoyed exporting to the EU duty-free. *(Phnom Penh Post)*

CAMBODIA : Two more Asean direct flights near

Cambodia is expected to have direct air links with all Asean member states this year, with the exception of only Brunei, as two new airlines connecting the Kingdom to the Philippines and Indonesia will launch this year. Philippine Airlines (PAL) announced it will launch a flight service to Phnom Penh from Manila in April. Last week, a delegation from Indonesian low-cost airline Citilink met Cambodian Minister of Tourism Thong Khon and unveiled plans to open the direct air route, connecting the two countries during the second half of this year. State Secretariat of Civil Aviation spokesperson Chea Aun on Sunday said with the two expected air routes in operation, Cambodia will be connected directly by air service with all the countries of the Asean bloc, except for Brunei. “When there is a direct air route available, there will be more inflow of tourists at first and later businesses will also come,” he said, adding that the absence of direct air routes make tourists and businesses depend on a third country for connecting flights, consuming time and money. *(Phnom Penh Post)*

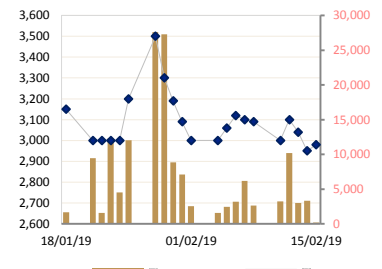
CAMBODIA : Cambodia and Vietnam agree to drop import duties

Trade ties between Cambodia and Vietnam were strengthened on Wednesday following a meeting between high-ranking commerce officials in which both countries agree to drop tariffs on a number of goods. Vietnam also agreed to expand its quota of Cambodian rice to 300,000 tons and tobacco leaves to 3,000 tons. These are the most significant points agreed upon at Wednesday’s meeting, which was presided over by Cambodian Commerce Minister Pan Sorasak and Do Quoc Hung, representative of the Vietnamese Ministry of Industry and Trade. “In the meeting, Vietnam agreed to grant zero duty privileges to 32 Cambodian goods, and agreed to implement a 300,000-tonnes quota for Cambodian rice and 3,000 tons for tobacco leaves for 2019 and 2020,” Mr Hung said, according to a statement issued by the Cambodian Ministry of Commerce on Wednesday. “In return, the Cambodian side agreed to give zero duty privileges to 26 Vietnamese goods,” he added. Mr Sorasak thanked the Vietnamese delegation for their cooperation and for being a good neighbour. *(Khmer Times)*

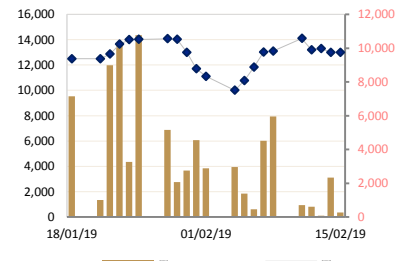
UK : UK economy slowest since 2012, as Brexit and global worries weigh

Britain’s economy slowed sharply in late 2018, pushing full-year growth to its weakest in six years as Brexit worries hammered investment by companies and the global economic slowdown weighed on trade, official data showed. The pace of economic growth fell to a quarterly rate of 0.2% between October and December from 0.6% in the previous quarter, in line with forecasts in a Reuters poll, while output in December alone dropped by the most since 2016. “The UK economy lost its summer exuberance in the final months of 2018, and there are signs of further chill winds ahead,” economist Tej Parikh at the Institute of Directors said. Sterling fell by a third of a cent to below \$1.29. For 2018 as a whole, growth dropped to its lowest since 2012 at 1.4%, down from 1.8% in 2017. Exports suffered from global weakness and consumers and businesses grew increasingly concerned about the lack of a plan for when Britain is due to leave the European Union on March 29. Prime Minister Theresa May has so far failed to win parliament’s backing for

PPSP DAILY STOCK PRICE



PAS DAILY STOCK PRICE



(CURRENT DAY)

| Seller | % | Buyer | % |
|---------------------------|-------|--------------|-------|
| GFS | 79.69 | SBI | 34.25 |
| ACS | 12.70 | ACS | 26.95 |
| SBI | 3.93 | PPS | 16.67 |
| PPS | 3.68 | CNS | 16.16 |
| | | GFS | 5.66 |
| Total Share (100%) | | 7,065 | |

TOP 5 MEMBERS (MTD)

| Seller | % | Buyer | % |
|---------------------------|-------|----------------|-------|
| SBI | 45.14 | ACS | 29.86 |
| ACS | 28.18 | SBI | 23.81 |
| GFS | 13.20 | CNS | 22.57 |
| PPS | 4.15 | GFS | 17.17 |
| Yuanta | 3.57 | PPS | 4.68 |
| Total Share (100%) | | 174,953 | |

TYPE OF INVESTOR (CURRENT DAY)

| Type | Sell | Buy | Net Buy |
|---------------------------|-------|-----------------|---------|
| Securities | - | - | - |
| Other | - | - | - |
| Individual | 1,157 | 4,355 | 3,198 |
| Foreigner | 5,908 | 2,710 | (3,198) |
| Total Share (100%) | | 7,065.00 | |

TYPES OF INVESTORS (MTD)

| Type | Sell | Buy | Net Buy |
|---------------------------|--------|----------------|----------|
| Securities | 6,430 | 19,742 | 13,312 |
| Other | - | - | - |
| Individual | 85,916 | 94,048 | 8,132 |
| Foreigner | 82,607 | 61,163 | (21,444) |
| Total Share (100%) | | 174,953 | |

the plan she agreed with Brussels to avoid reimposing checks on goods exported from Britain. (Reuters)

CHINA : China Jan trade data beats forecasts

China's exports unexpectedly returned to growth in January after a shock decline the previous month, while imports fell much less than expected, but analysts said the strength was likely due to seasonal factors and predicted renewed trade weakness ahead. Investors and policymakers are closely watching to see how quickly activity in China is cooling, or if support measures announced last year are starting to take hold, which could lift some of the gloom hanging over the global economy. But data yesterday left many China watchers none the wiser about the current state of the world's second-largest economy, as a March 1 deadline looms for Beijing and Washington to de-escalate their bitter trade war. January exports rose 9.1% from a year earlier, customs data showed, defying economists' expectations for a 3.2% drop and a marked turnaround from December's 4.4% decline. Imports fell 1.5%, much better than forecasts for a 10% slide and narrowing from December's 7.6% drop. That left the country with a trade surplus of \$39.16 billion for the month. (Reuters)

Historical Trading Data (Latest Month)

| Date | Index/Stock | Open | High | Low | Close | Change | Δ (%) | Volume | Value (mil. KHR) | Value (\$)* | Mar. Cap. (mil. KHR) | Remain Quantity | |
|----------|-------------|--------|--------|--------|--------|----------|---------|--------|------------------|-------------|----------------------|-----------------|--------|
| | | | | | | | | | | | | Sell | Buy |
| 15/02/19 | Index | 590.26 | 596.96 | 590.24 | 591.29 | -1.89 | ▼0.32% | 7,065 | 42,836,180 | 10,709 | 1,773,641 | 42,049 | 15,307 |
| | PPWSA | 5,340 | 5,600 | 5,320 | 5,340 | -100.00 | ▼1.83% | 5,910 | 31,994,420 | 7,999 | 464,437 | 13,247 | 6,807 |
| | GTI | 4,500 | 4,500 | 4,500 | 4,500 | 0.00 | 0.00% | 0 | 0 | 0 | 180,000 | 0 | 450 |
| | PPAP | 9,800 | 9,900 | 9,800 | 9,880 | -20.00 | ▼0.20% | 695 | 6,865,760 | 1,716 | 204,362 | 11,151 | 3,280 |
| | PPSP | 2,980 | 2,980 | 2,980 | 2,980 | 30.00 | ▲1.01% | 200 | 596,000 | 149 | 172,468 | 12,652 | 3,650 |
| | PAS | 13,000 | 13,000 | 13,000 | 13,000 | 0.00 | 0.00% | 260 | 3,380,000 | 845 | 752,375 | 4,999 | 1,120 |
| 14/02/19 | Index | 613.52 | 613.99 | 593.18 | 593.18 | -18.19 | ▼2.98% | 19,741 | 134,938,440 | 33,735 | 1,781,015 | 47,628 | 10,259 |
| | PPWSA | 5,800 | 5,800 | 5,440 | 5,440 | -340.00 | ▼5.88% | 10,397 | 57,858,240 | 14,465 | 473,134 | 22,878 | 3,870 |
| | GTI | 4,500 | 4,500 | 4,500 | 4,500 | -100.00 | ▼2.17% | 0 | 0 | 0 | 180,000 | 1,680 | 350 |
| | PPAP | 9,800 | 9,900 | 9,800 | 9,900 | -60.00 | ▼0.60% | 3,700 | 36,629,000 | 9,157 | 204,775 | 8,404 | 951 |
| | PPSP | 3,150 | 3,150 | 2,950 | 2,950 | -90.00 | ▼2.17% | 3,315 | 9,909,500 | 2,477 | 170,731 | 10,464 | 4,078 |
| | PAS | 13,300 | 13,300 | 13,000 | 13,000 | -300.00 | ▼2.25% | 2,329 | 30,541,700 | 7,635 | 752,375 | 4,202 | 1,010 |
| 13/02/19 | Index | 612.52 | 612.52 | 607.46 | 611.37 | -2.59 | ▼0.42% | 8,394 | 42,769,200 | 10,692 | 1,838,399 | 34,960 | 13,163 |
| | PPWSA | 5,900 | 5,900 | 5,700 | 5,780 | -140.00 | ▼2.36% | 3,500 | 20,454,000 | 5,114 | 502,705 | 19,999 | 6,543 |
| | GTI | 4,620 | 4,620 | 4,600 | 4,600 | -20.00 | ▼0.43% | 1,100 | 5,081,000 | 1,270 | 184,000 | 10 | 300 |
| | PPAP | 9,940 | 9,960 | 9,940 | 9,960 | -40.00 | ▼0.40% | 710 | 7,069,600 | 1,767 | 206,016 | 10,212 | 3,102 |
| | PPSP | 3,050 | 3,050 | 3,040 | 3,040 | -60.00 | ▼0.43% | 3,010 | 9,180,400 | 2,295 | 175,940 | 3,503 | 1,984 |
| | PAS | 13,300 | 13,300 | 13,300 | 13,300 | 100.00 | ▲0.75% | 74 | 984,200 | 246 | 769,738 | 1,236 | 1,234 |
| 12/02/19 | Index | 632.97 | 634.86 | 613.90 | 613.96 | -19.01 | ▼3.00% | 12,045 | 46,620,400 | 11,655 | 1,849,887 | 34,960 | 13,163 |
| | PPWSA | 6,000 | 6,000 | 5,920 | 5,920 | 0.00 | 0.00% | 1,082 | 6,454,400 | 1,614 | 514,881 | 19,999 | 6,543 |
| | GTI | 4,620 | 4,620 | 4,620 | 4,620 | 0.00 | 0.00% | 0 | 0 | 0 | 184,800 | 10 | 300 |
| | PPAP | 9,980 | 10,000 | 9,980 | 10,000 | 0.00 | 0.00% | 163 | 1,628,000 | 407 | 206,844 | 10,212 | 3,102 |
| | PPSP | 3,000 | 3,100 | 3,000 | 3,100 | 100.00 | ▲0.00% | 10,200 | 30,618,000 | 7,655 | 179,413 | 3,503 | 1,984 |
| | PAS | 13,200 | 13,200 | 13,200 | 13,200 | -900.00 | ▼6.38% | 600 | 7,920,000 | 1,980 | 763,950 | 1,236 | 1,234 |
| 11/02/19 | Index | 647.65 | 647.65 | 632.97 | 632.97 | 9.14 | ▲1.47% | 15,895 | 123,039,040 | 30,760 | 1,896,187 | 38,457 | 8,123 |
| | PPWSA | 6,100 | 6,100 | 5,900 | 5,920 | -280.00 | ▼4.51% | 3,834 | 22,777,800 | 5,694 | 514,881 | 24,690 | 2,456 |
| | GTI | 5,100 | 5,100 | 4,620 | 4,620 | -480.00 | ▼9.41% | 128 | 604,800 | 151 | 184,800 | 76 | 0 |
| | PPAP | 10,000 | 10,000 | 9,900 | 10,000 | -100.00 | ▼0.99% | 8,011 | 80,089,000 | 20,022 | 206,844 | 4,034 | 1,777 |
| | PPSP | 3,000 | 3,000 | 3,000 | 3,000 | -90.00 | ▼9.41% | 3,222 | 9,666,000 | 2,417 | 173,625 | 7,996 | 2,620 |
| | PAS | 14,300 | 14,300 | 14,080 | 14,100 | 1000.00 | ▲7.63% | 700 | 9,901,440 | 2,475 | 816,038 | 1,661 | 1,270 |
| 08/02/19 | Index | 629.95 | 629.95 | 607.94 | 623.83 | 9.55 | ▼1.55% | 26,853 | 201,688,260 | 50,422 | 1,889,142 | 47,922 | 22,966 |
| | PPWSA | 6,100 | 6,300 | 5,700 | 6,200 | 260.00 | ▲4.37% | 16,272 | 98,316,400 | 24,579 | 539,234 | 14,998 | 7,111 |
| | GTI | 5,420 | 5,420 | 5,100 | 5,100 | 160.00 | ▲3.23% | 549 | 2,911,900 | 728 | 204,000 | 892 | 1,453 |
| | PPAP | 10,200 | 10,200 | 10,080 | 10,100 | 0.00 | 0.00% | 1,456 | 14,762,940 | 3,691 | 208,912 | 12,285 | 1,978 |
| | PPSP | 3,200 | 3,200 | 3,000 | 3,090 | -10.00 | ▼3.23% | 2,630 | 7,969,920 | 1,992 | 178,834 | 14,418 | 9,914 |
| | PAS | 13,200 | 13,380 | 12,900 | 13,100 | 80.00 | ▲0.61% | 5,946 | 77,727,100 | 19,432 | 758,163 | 5,329 | 2,510 |
| 07/02/19 | Index | 609.71 | 616.02 | 579.57 | 614.28 | 37.54 | ▲6.51% | 27,959 | 201,194,570 | 50,299 | 1,856,078 | 14,607 | 20,858 |
| | PPWSA | 5,460 | 5,940 | 5,400 | 5,940 | 540.00 | ▲10.00% | 11,517 | 65,839,680 | 16,460 | 516,621 | 0 | 13,185 |
| | GTI | 4,940 | 4,940 | 4,940 | 4,940 | -160.00 | ▼3.13% | 150 | 741,000 | 185 | 197,600 | 952 | 463 |
| | PPAP | 10,800 | 10,800 | 10,100 | 10,100 | -100.00 | ▼0.98% | 5,597 | 56,804,700 | 14,201 | 208,912 | 5,789 | 1,514 |
| | PPSP | 3,180 | 3,250 | 3,100 | 3,100 | -20.00 | ▼3.13% | 6,191 | 19,473,850 | 4,868 | 179,413 | 6,889 | 1,834 |
| | PAS | 13,000 | 13,020 | 11,840 | 13,020 | 1180.00 | ▲9.96% | 4,504 | 58,335,340 | 14,584 | 753,533 | 977 | 3,862 |
| 06/02/19 | Index | 538.82 | 577.52 | 538.70 | 576.74 | 30.23 | ▲5.53% | 6,906 | 36,148,840 | 9,037 | 1,750,446 | 9,356 | 25,117 |
| | PPWSA | 5,300 | 5,400 | 5,300 | 5,400 | 100.00 | ▲1.88% | 2,418 | 12,820,400 | 3,205 | 469,655 | 2,290 | 7,423 |
| | GTI | 5,100 | 5,100 | 5,100 | 5,100 | 0.00 | 0.00% | 0 | 0 | 0 | 204,000 | 1,670 | 1,455 |
| | PPAP | 9,820 | 10,200 | 9,820 | 10,200 | 360.00 | ▲3.65% | 826 | 8,213,200 | 2,053 | 210,981 | 2,387 | 5,805 |
| | PPSP | 3,000 | 3,160 | 3,000 | 3,120 | 60.00 | ▲0.00% | 3,201 | 9,774,520 | 2,444 | 180,570 | 3,009 | 8,072 |
| | PAS | 10,500 | 11,840 | 10,500 | 11,840 | 1060.00 | ▲9.83% | 461 | 5,340,720 | 1,335 | 685,240 | 0 | 2,362 |
| 05/02/19 | Index | 518.09 | 549.74 | 518.09 | 546.51 | 28.42 | ▲5.49% | 11,233 | 64,505,820 | 16,126 | 1,492,384 | 7,572 | 16,514 |
| | PPWSA | 5,000 | 5,300 | 5,000 | 5,300 | 300.00 | ▲6.00% | 6,519 | 34,211,020 | 8,553 | 460,958 | 200 | 8,283 |
| | GTI | 5,100 | 5,100 | 5,100 | 5,100 | 60.00 | ▲1.19% | 148 | 754,800 | 189 | 204,000 | 0 | 395 |
| | PPAP | 9,600 | 9,840 | 9,600 | 9,840 | 240.00 | ▲2.50% | 750 | 7,312,000 | 1,828 | 203,534 | 5,273 | 2,370 |
| | PPSP | 3,000 | 3,080 | 3,000 | 0 | 60.00 | ▲1.19% | 2,440 | 7,415,000 | 1,854 | 0 | 2,070 | 3,981 |
| | PAS | 10,500 | 11,000 | 10,300 | 10,780 | 780.00 | ▲7.80% | 1,376 | 14,813,000 | 3,703 | 623,893 | 29 | 1,485 |
| 04/02/19 | Index | 552.30 | 552.30 | 516.73 | 518.09 | -38.54 | ▲6.92% | 19,974 | 114,533,940 | 28,633 | 1,587,411 | 12,529 | 11,667 |
| | PPWSA | 5,300 | 5,300 | 5,000 | 5,000 | -500.00 | ▼9.09% | 15,291 | 78,620,940 | 19,655 | 434,866 | 4,527 | 4,278 |
| | GTI | 5,040 | 5,040 | 5,040 | 5,040 | 0.00 | 0.00% | 0 | 0 | 0 | 201,600 | 0 | 262 |
| | PPAP | 9,800 | 9,800 | 9,600 | 9,600 | -200.00 | ▼2.04% | 163 | 1,590,400 | 398 | 198,570 | 3,872 | 1,748 |
| | PPSP | 3,020 | 3,020 | 2,930 | 3,000 | 0.00 | 0.00% | 1,560 | 4,699,200 | 1,175 | 173,625 | 3,400 | 5,279 |
| | PAS | 10,500 | 10,500 | 10,000 | 10,000 | -1100.00 | ▼9.90% | 2,960 | 29,623,400 | 7,406 | 578,750 | 730 | 100 |
| 01/02/19 | Index | 564.72 | 564.72 | 546.09 | 556.63 | -30.25 | ▼5.15% | 18,888 | 125,235,160 | 31,309 | 1,698,697 | 53,042 | 8,730 |

| | | | | | | | | | | | | | |
|----------|-------|--------|--------|--------|--------|----------|---------|--------|-------------|--------|-----------|--------|--------|
| | PPWSA | 5,700 | 5,700 | 5,480 | 5,500 | -200.00 | ▼3.50% | 10,108 | 55,852,000 | 13,963 | 478,352 | 24,755 | 503 |
| | GTI | 5,040 | 5,080 | 5,040 | 5,040 | -540.00 | ▼0.50% | 566 | 2,860,640 | 715 | 201,600 | 515 | 39 |
| | PPAP | 10,300 | 10,300 | 9,600 | 9,800 | -700.00 | ▼6.66% | 2,800 | 27,667,300 | 6,917 | 202,707 | 16,913 | 2,005 |
| | PPSP | 3,010 | 3,020 | 3,000 | 3,000 | -90.00 | ▼9.67% | 2,531 | 7,615,020 | 1,904 | 173,625 | 9,429 | 2,651 |
| | PAS | 11,000 | 11,100 | 10,600 | 11,100 | -600.00 | ▼5.12% | 2,883 | 31,240,200 | 7,810 | 642,413 | 1,430 | 3,532 |
| 31/01/19 | Index | 632.05 | 636.77 | 586.88 | 586.88 | -47.72 | ▼7.52% | 18,442 | 124,344,180 | 31,086 | 1,792,104 | 74,281 | 6,823 |
| | PPWSA | 5,900 | 6,100 | 5,700 | 5,700 | -300.00 | ▼5.00% | 4,787 | 27,836,460 | 6,959 | 495,747 | 35,668 | 3,350 |
| | GTI | 5,580 | 5,580 | 5,580 | 5,580 | -620.00 | ▼10.00% | 62 | 345,960 | 86 | 223,200 | 7,216 | 0 |
| | PPAP | 10,000 | 10,800 | 10,000 | 10,500 | -300.00 | ▼0.00% | 1,963 | 20,792,160 | 5,198 | 217,186 | 11,237 | 1,070 |
| | PPSP | 3,180 | 3,180 | 3,090 | 3,090 | -100.00 | ▼10.00% | 7,087 | 22,008,500 | 5,502 | 178,834 | 9,295 | 2,403 |
| | PAS | 13,000 | 13,000 | 11,700 | 11,700 | -1300.00 | ▼10.00% | 4,543 | 53,361,100 | 13,340 | 677,138 | 10,865 | 0 |
| 30/01/19 | Index | 673.00 | 673.56 | 625.53 | 634.60 | -33.55 | ▼5.02% | 36,028 | 247,179,180 | 61,795 | 1,930,226 | 86,734 | 22,436 |
| | PPWSA | 6,360 | 6,360 | 6,000 | 6,000 | -300.00 | ▼4.76% | 17,538 | 107,675,700 | 26,919 | 521,839 | 28,342 | 19,698 |
| | GTI | 6,200 | 6,200 | 5,580 | 6,200 | 0.00 | 0.00% | 192 | 1,160,800 | 290 | 248,000 | 3,720 | 520 |
| | PPAP | 11,000 | 11,000 | 9,820 | 10,800 | -100.00 | ▼0.91% | 6,705 | 72,273,200 | 18,068 | 223,391 | 14,663 | 30 |
| | PPSP | 3,500 | 3,500 | 3,100 | 3,190 | -110.00 | ▼0.00% | 8,834 | 27,986,480 | 6,997 | 184,621 | 20,311 | 1,704 |
| | PAS | 14,000 | 14,000 | 13,000 | 13,000 | -1020.00 | ▼7.27% | 2,759 | 38,083,000 | 9,521 | 752,375 | 19,698 | 484 |
| 29/01/19 | Index | 681.15 | 681.66 | 665.05 | 668.15 | -3.50 | ▼0.52% | 45,379 | 228,972,230 | 57,243 | 2,023,785 | 53,028 | 11,797 |
| | PPWSA | 6,500 | 6,500 | 6,200 | 6,300 | 100.00 | ▲1.61% | 15,233 | 95,578,200 | 23,895 | 547,931 | 9,733 | 6,111 |
| | GTI | 6,200 | 6,200 | 6,200 | 6,200 | 0.00 | 0.00% | 0 | 0 | 0 | 248,000 | 5,002 | 905 |
| | PPAP | 11,000 | 11,000 | 10,900 | 10,900 | -100.00 | ▼0.90% | 817 | 8,916,200 | 2,229 | 225,460 | 20,656 | 976 |
| | PPSP | 3,600 | 3,650 | 3,300 | 3,300 | -200.00 | ▼0.00% | 27,265 | 95,415,950 | 23,854 | 190,988 | 9,858 | 799 |
| | PAS | 14,100 | 14,100 | 13,900 | 14,020 | -60.00 | ▼0.42% | 2,064 | 29,061,880 | 7,265 | 811,408 | 7,779 | 3,006 |
| 28/01/19 | Index | 660.77 | 680.98 | 643.92 | 671.65 | 15.19 | ▲2.31% | 63,480 | 388,731,560 | 97,183 | 2,032,204 | 59,980 | 49,626 |
| | PPWSA | 5,940 | 6,420 | 5,300 | 6,200 | 360.00 | ▲6.16% | 22,534 | 137,715,400 | 34,429 | 539,234 | 44,032 | 40,939 |
| | GTI | 6,280 | 6,280 | 6,200 | 6,200 | 0.00 | 0.00% | 1,235 | 7,715,800 | 1,929 | 248,000 | 3,768 | 189 |
| | PPAP | 11,240 | 11,500 | 10,940 | 11,000 | -100.00 | ▼0.90% | 6,954 | 77,115,400 | 19,279 | 227,528 | 7,567 | 2,341 |
| | PPSP | 3,300 | 3,520 | 3,100 | 3,500 | 300.00 | ▲0.00% | 27,599 | 93,572,180 | 23,393 | 202,563 | 7 | 5,777 |
| | PAS | 14,100 | 14,100 | 14,020 | 14,080 | 60.00 | ▲0.42% | 5,158 | 72,612,780 | 18,153 | 814,880 | 4,606 | 380 |
| 25/01/19 | Index | 649.25 | 658.80 | 648.78 | 656.46 | 16.65 | ▲2.60% | 38,533 | 320,055,280 | 80,014 | 1,982,127 | 18,784 | 29,061 |
| | PPWSA | 5,700 | 5,840 | 5,700 | 5,840 | 520.00 | ▲9.77% | 6,838 | 39,878,640 | 9,970 | 507,923 | 0 | 10,878 |
| | GTI | 6,220 | 6,300 | 6,200 | 6,200 | 0.00 | 0.00% | 1,397 | 8,722,000 | 2,181 | 248,000 | 4,343 | 104 |
| | PPAP | 11,100 | 11,100 | 11,000 | 11,100 | 0.00 | 0.00% | 7,491 | 83,130,500 | 20,783 | 229,596 | 4,009 | 4,990 |
| | PPSP | 3,000 | 3,200 | 2,980 | 3,200 | 200.00 | ▲0.00% | 12,034 | 36,662,400 | 9,166 | 185,200 | 1,566 | 11,965 |
| | PAS | 14,020 | 14,200 | 13,900 | 14,020 | 20.00 | ▲0.14% | 10,773 | 151,661,740 | 37,915 | 811,408 | 8,866 | 1,124 |
| 24/01/19 | Index | 626 | 648 | 626 | 640 | 14.38 | ▲2.30% | 34,247 | 268,391,580 | 67,098 | 1,924,169 | 32,445 | 24,362 |
| | PPWSA | 4,900 | 5,320 | 4,900 | 5,320 | 480.00 | ▲9.91% | 10,300 | 54,434,200 | 13,609 | 462,697 | 0 | 9,846 |
| | GTI | 6,100 | 6,500 | 6,100 | 6,200 | -440.00 | ▼6.62% | 5,083 | 31,743,200 | 7,936 | 248,000 | 13,340 | 1,410 |
| | PPAP | 11,100 | 11,200 | 11,100 | 11,100 | -100.00 | ▼0.89% | 11,082 | 123,127,000 | 30,782 | 229,596 | 3,775 | 3,982 |
| | PPSP | 3,000 | 3,000 | 2,970 | 3,000 | 0.00 | 6.62% | 4,519 | 13,547,400 | 3,387 | 173,625 | 9,543 | 2,950 |
| | PAS | 13,680 | 14,400 | 13,680 | 14,000 | 360.00 | ▲2.63% | 3,263 | 45,539,780 | 11,385 | 810,250 | 5,787 | 6,174 |
| 23/01/19 | Index | 617.84 | 625.43 | 611.88 | 625.43 | 28.45 | ▲4.77% | 31,477 | 272,052,780 | 68,013 | 1,881,255 | 34,583 | 26,337 |
| | PPWSA | 4,680 | 4,840 | 4,680 | 4,840 | 160.00 | ▲3.41% | 200 | 952,000 | 238 | 420,950 | 4,000 | 15,758 |
| | GTI | 6,000 | 6,640 | 6,000 | 6,640 | 600.00 | ▲9.93% | 450 | 2,894,420 | 724 | 265,600 | 917 | 260 |
| | PPAP | 11,100 | 11,200 | 11,100 | 11,200 | 0.00 | 0.00% | 8,331 | 92,707,200 | 23,177 | 231,665 | 6,679 | 4,555 |
| | PPSP | 3,000 | 3,000 | 2,950 | 3,000 | 0.00 | 9.93% | 12,301 | 36,886,000 | 9,222 | 173,625 | 12,420 | 3,358 |
| | PAS | 13,780 | 13,780 | 13,500 | 13,640 | 780.00 | ▲6.06% | 10,195 | 138,613,160 | 34,653 | 789,415 | 10,567 | 2,406 |
| 22/01/19 | Index | 591.49 | 599.91 | 590.45 | 596.98 | 14.21 | ▲2.44% | 27,897 | 276,273,480 | 69,068 | 1,798,197 | 45,259 | 27,205 |
| | PPWSA | 4,620 | 4,800 | 4,600 | 4,680 | 80.00 | ▲1.73% | 4,296 | 20,067,600 | 5,017 | 407,034 | 13,213 | 16,898 |
| | GTI | 6,000 | 6,200 | 5,840 | 6,040 | 0.00 | 0.00% | 1,171 | 7,093,980 | 1,773 | 241,600 | 2,240 | 265 |
| | PPAP | 10,700 | 11,500 | 10,560 | 11,200 | 700.00 | ▲6.66% | 11,850 | 129,026,400 | 32,257 | 231,665 | 3,248 | 4,723 |
| | PPSP | 3,000 | 3,000 | 3,000 | 3,000 | 0.00 | 0.00% | 1,596 | 4,788,000 | 1,197 | 173,625 | 24,818 | 2,508 |
| | PAS | 12,860 | 12,900 | 12,500 | 12,860 | 360.00 | ▲2.88% | 8,984 | 115,297,500 | 28,824 | 744,273 | 1,740 | 2,811 |
| 21/01/19 | Index | 579.90 | 582.77 | 563.54 | 582.77 | -0.05 | ▼0.01% | 21,427 | 99,037,980 | 24,759 | 1,755,925 | 34,520 | 20,367 |
| | PPWSA | 4,600 | 4,660 | 4,560 | 4,600 | 40.00 | ▲0.87% | 8,924 | 41,230,540 | 10,308 | 400,077 | 6,161 | 10,670 |
| | GTI | 6,040 | 6,040 | 6,040 | 6,040 | 540.00 | ▲9.81% | 1,000 | 6,040,000 | 1,510 | 241,600 | 70 | 1,051 |
| | PPAP | 11,460 | 11,460 | 10,360 | 10,500 | -700.00 | ▼6.25% | 1,029 | 10,971,440 | 2,743 | 217,186 | 2,171 | 505 |
| | PPSP | 3,000 | 3,000 | 3,000 | 3,000 | -150.00 | ▼9.81% | 9,464 | 28,392,000 | 7,098 | 173,625 | 25,351 | 6,693 |
| | PAS | 12,000 | 12,500 | 12,000 | 12,500 | 0.00 | 0.00% | 1,010 | 12,404,000 | 3,101 | 723,438 | 767 | 1,448 |

Source: Data from CSX, and Compiled by ACS

*Exchange Rate: USD1=KHR4,000

DISCLAIMER

ALL RESEARCH is based on material compiled from data considered to be reliable at the time of writing. However, information and opinions expressed will be subject to change at short notice, and no part of this report is to be construed as an offer or solicitation of an offer to transact any securities or financial instruments whether referred to herein or otherwise. We do not accept any liability directly or indirectly that may arise from investment decision-making based on this report. The company, its directors, officers, employees and/or connected persons may periodically hold an interest in the securities mentioned.

All Rights Reserved. No part of this publication may be used or re-produced without expressed permission from [ACLEDA SECURITIES PLC.](#)

ACLEDA IN GROUP

ACLEDA BANK PLC.

HEADQUARTERS

61, Preah Monivong Blvd., Sangkat Srah Chork,
Khan Daun Penh, Phnom Penh, Kingdom of Cambodia.

P.O. Box: 1149

Tel: (855) 23 998 777 / 430 999

Fax: (855) 23 998 666 / 430 555

E-mail: acledabank@acledabank.com.kh

Website: www.acledabank.com.kh

SWIFT: ACLBKHPP

ACLEDA BANK PLC.

CASH SETTLEMENT, SECURITIES REGISTRAR, SECURITIES TRANSFER, AND
PAYING AGENT

HEADQUARTERS

61, Preah Monivong Blvd., Sangkat Srah Chork,
Khan Daun Penh, Phnom Penh, Kingdom of Cambodia.

P.O. Box: 1149

Tel: (855) 23 998 777 / 430 999

Fax: (855) 23 998 666 / 430 555

E-mail: acledabank@acledabank.com.kh

Website: www.acledabank.com.kh

SWIFT: ACLBKHPP

ACLEDA BANK LAO LTD.

HEADQUARTERS

#372, corner of Dongpalane and Dongpaina road,
Unit 21, Phonesavanh Neua village, Sisattanak district,
Vientiane capital, Lao PDR.

P.O. Box: 1555

Tel: +856 (0)21 264 998 / 219 231

Fax: +856 (0)21 264 995

E-mail: acledabank@acledabank.com.la

Website: www.acledabank.com.la

SWIFT: ACLBLALA

ACLEDA MFI MYANMAR Co., LTD.

HEADQUARTERS

#186(B), ShweGonTaing Road, Yae Tar Shae Block,
Bahan Township, Yangon Region,
The Republic of the Union of Myanmar.

Tel: (+95-1) 559 475 / 552 956

Website: www.acledamfi.com.mm

ACLEDA SECURITIES PLC.

HEADQUARTERS

5TH Floor ACLEDA Building
5th Floor, ACLEDA Building # 61, Preah Monivong Blvd.,
Sangkat Srah Chork,

Khan Daun Penh, Phnom Penh, Kingdom of Cambodia.

Tel: (855) 23 723 388 / 999 966 / 999 977

Email: acs.rep@acledasecurities.com.kh

Website: www.acledasecurities.com.kh

ACLEDA INSTITUTE OF BUSINESS

HEADQUARTERS

Address: #1397, Phnom Penh-Hanoi
Friendship Blvd., Phum Anlong Kngan, Sangkat Khmuonh, Khan
Saensokh, Phnom Penh, Kingdom of Cambodia

P. O. Box: 1149

Tel: + 855 (0)23 986 937 / 999 944

E-mail: info@acleda-aib.edu.kh

Website: www.acleda-aib.edu.kh

CREDIT BUREAU (CAMBODIA) Co., LTD

2ND FLOOR

#10 Street 242, Chaktomuk,
Daun Penh, Phnom Penh, Cambodia

Mobile : (855) 16 370 707 (Main)

: (855) 12 303 032

ACLEDA PROPERTIES LTD.

HEADQUARTERS

61, Preah Monivong Blvd., Sangkat Srah Chork,
Khan Daun Penh, Phnom Penh, Kingdom of Cambodia.