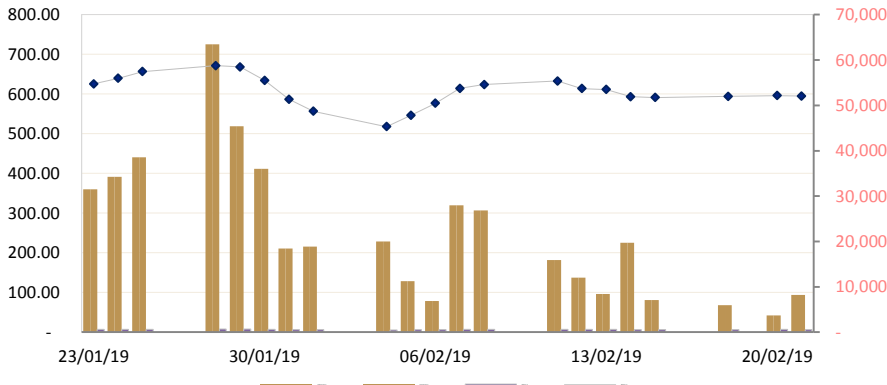




CAMBODIA SECURITIES EXCHANGE: MARKET SUMMARY

Index / Companies	Previous Day	Open	Closing	Change	% Change	From Listed till Today		Volume	Value (KHR)
						High	Low		
Index	594.98	591.20	583.27	-11.71	▼2.01	1,108	305	14,756	130,546,580
PPWSA	5,700	5,780	5,660	-40	▼0.71	10,300	2,700	2,442	13,955,440
GTI	4,400	4,000	4,000	-400	▼10.00	9,780	2,110	10	40,000
PPAP	9,700	9,800	9,800	100	▲1.02	11,960	4,600	2,408	23,597,600
PPSP	2,960	2,920	2,960	0	0.00	3,650	2,400	3,434	10,137,740
PAS	12,900	12,560	12,600	-300	▼2.39	14,400	4,620	6,462	82,815,800

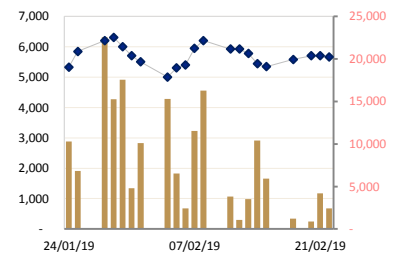
CSX DAILY STOCK INDEX (Last 30 Days)



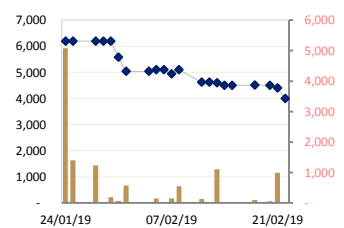
LISTED COMPANIES

PPWSA	Phnom Penh Water Supply Authority
Industry	Water Utility
GTI	Grant Twins Int. (Cambodia) Plc.
Industry	Apparel Clothing
PPAP	Phnom Penh Autonomous Port.
Industry	Port Services
PPSP	Phnom Penh SEZ PLC.
Industry	SEZ Developer
PAS	Sihanouk Ville Autonomous Port.
Industry	Port Services

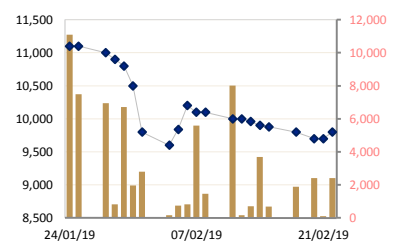
PPWSA DAILY STOCK PRICE



GTI DAILY STOCK PRICE



PPAP DAILY STOCK PRICE



BUSINESS & ECONOMIC NEWS

CAMBODIA : Runway expansion project in Sihanoukville airport to cost \$21m

Cambodia Airports, the company that manages all international airports in the Kingdom, said it is investing \$21 million to expand the runway in Sihanoukville International Airport to cope with the rapidly growing number of passengers. Norinda Khek, communications and public relations director at Cambodia Airports, told Khmer Times in an email that the company began construction work on the project earlier this year. "After carrying out environmental studies and complying with pertinent regulations, we started preliminary work at the beginning of this year. "The project to extend and strengthen the runway is scheduled for completion in the first half of 2020, with an investment of more than \$21 million," he wrote, adding that the runway will be expanded from the current 2,500 metres to 3,300. "It will be the longest runway in Cambodia and will have the capacity to accommodate wide-body, long-haul aircraft," he added. The expansion project follows a recommendation from Prime Minister Hun Sen last year in which he urged the company to revamp facilities at the airport in response to the rising number of passengers. (Khmer Times)

CAMBODIA : Investment Law to be revised

The government is gathering input from the private sector and development partners to amend the country's Investment Law and make the country a more attractive destination for foreign investment. It will be the second amendment to the Investment Law, which was promulgated in 1993 and first revised in 2003. Speaking at a public consultation held yesterday that brought together around 70 representatives of the private sector, development partners and law firms, Sok Chenda Sophea, Secretary General of the Council for the Development of Cambodia (CDC), said the government wants to hear from all actors to create an Investment Law that suits the country's current situation. "This is an effort to create a more favourable investment climate," he said. "The goal is to have a very competitive and attractive Investment Law; a law in line with the regional context and the needs of the country," he said, adding that the existing Investment Law was already very open. "It is very important to have the participation of the private sector,

development partners, research firms as well as legal consulting firms,” he added. (*Khmer Times*)

#### CAMBODIA : Government seeks to boost rice exports

Prime Minister Hun Sen said the government will take more action to raise the Kingdom’s rice exports, including reducing production costs and boosting market competitiveness. Speaking at a meeting with garment workers in Kandal province on Wednesday, Prime Minister Hun Sen said Cambodia’s rice exports could not reach one million tonnes per annum due to strong international market competition. However, he said the Kingdom has already reached one of the government’s policies as it is now a country of surplus rice production, as it is set to reach six million tonnes this year. “We have transformed from a country of milled rice shortages to a Kingdom of rice production, but we cannot reach our goal yet [exporting one million tonnes of rice annually] because competition among our partners – such as Thailand and Vietnam – is very strong,” he said. Hun Sen said Thailand and Vietnam are able to export six and five million tonnes of milled rice respectively each year, due to their capacity to buy storage and drying facilities, as well as meet phytosanitary and sanitary measures. Production costs are also cheaper than in Cambodia. “We will set up a new policy to reduce production cost such as connecting electricity supply to regions with water access, by replacing diesel machines with electric ones,” he said. (*Phnom Penh Post*)

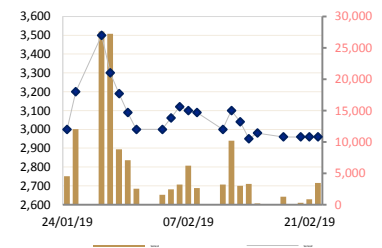
#### PHILIPPINE : Philippines may see a record level of rice imports

The Philippines may see the biggest volume of rice imports this year at four million tonnes following the passage of the rice import liberalisation bill. National Food Authority (NFA) acting administrator Tomas Escarez on Monday said the agency had already received more than 200 applications from prospective traders and importers. The overall volume from these applications is seen to reach two million tonnes, 20% of which has already arrived in the country. In addition, listed AgriNurture Inc (ANI) president and CEO Antonio Tiu confirmed to the Inquirer that its deal with Vinafood II, Vietnam’s largest grains exporter, would still push through this year. The exporter agreed to exclusively supply ANI annually with two million tonnes of long grain rice valued close to \$1 billion. In a text message, Tiu said the company was only waiting for the law’s implementing rules and regulations before it would submit an application. It plans to directly sell the staple to the market. Under the recently signed Rice Import Liberalization Act, importers need to secure only a permit from the Bureau of Plant Industry and pay a 35 and 50 per cent tariff for imports from Southeast Asian countries and non-Asean countries, respectively. (*Philippine Daily Inquirer*)

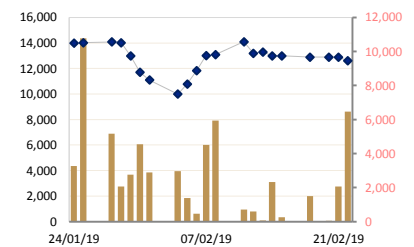
#### ASIAN : Asian markets mixed as investors eye trade talks

ASIAN markets were mixed on Tuesday with investors cautiously optimistic that China and the US can reach a deal ending their trade war as the two sides prepare to resume talks this week. With New York closed for a public holiday there were few catalysts to drive buying, though the release of Federal Reserve minutes on Wednesday will be pored over for an idea of the bank’s interest rate plans. Top-level officials from the world’s two biggest economies will reconvene in Washington after a series of talks in Beijing last week, with the US side telling President Donald Trump they had been “very productive”. The positive tone from the diplomats, and the president’s indication he could extend a deadline for agreement, boosted regional markets on Monday, extending a 2019 rally fuelled by optimism about an end to the nearly year-long tariffs spat. Tokyo finished 0.1% higher, Hong Kong shed 0.4% and Shanghai closed 0.1% up. Sydney gained 0.3%, Singapore put on 0.2% and Taipei 0.2%, with Seoul and Wellington each off 0.2%. Manila fell while Mumbai and Jakarta were up. In early trade London and Frankfurt each fell 0.2% while Paris was off 0.1%. (*AFP*)

#### PPSP DAILY STOCK PRICE



#### PAS DAILY STOCK PRICE



#### (CURRENT DAY)

Seller	%	Buyer	%
SBI	48.85	ACS	29.81
CAMPU SEC	18.93	SBI	24.26
ACS	17.22	CNS	23.72
PPS	14.99	RHBIS	14.43
		PPS	7.78
<b>Total Share (100%)</b>		<b>14,756</b>	

#### TOP 5 MEMBERS (MTD)

Seller	%	Buyer	%
SBI	45.25	ACS	30.00
ACS	27.63	SBI	23.78
GFS	11.13	CNS	21.55
PPS	5.54	GFS	16.49
CAMPU SEC	3.28	PPS	5.26
<b>Total Share (100%)</b>		<b>207,533</b>	

#### TYPE OF INVESTOR (CURRENT DAY)

Type	Sell	Buy	Net Buy
Securities	-	-	-
Other	-	-	-
Individual	10,604	10,599	(5)
Foreigner	4,152	4,157	5
<b>Total Share (100%)</b>		<b>14,756.00</b>	

#### TYPES OF INVESTORS (MTD)

Type	Sell	Buy	Net Buy
Securities	6,633	24,119	17,486
Other	-	-	-
Individual	105,242	114,493	9,251
Foreigner	95,658	68,921	(26,737)
<b>Total Share (100%)</b>		<b>207,533</b>	

## Historical Trading Data (Latest Month)

Date	Index/Stock	Open	High	Low	Close	Change	Δ (%)	Volume	Value (mil. KHR)	Value (\$)*	Mar. Cap. (mil. KHR)	Remain Quantity	
												Sell	Buy
22/02/19	Index	591.20	593.09	582.79	583.27	-11.71	▼1.97%	14,756	130,546,580	32,637	1,755,510	48,666	23,108
	PPWSA	5,780	5,780	5,640	5,660	-40.00	▼0.70%	2,442	13,955,440	3,489	492,268	14,651	8,271
	GTI	4,000	4,000	4,000	4,000	-400.00	▼9.09%	10	40,000	10	160,000	310	1,658
	PPAP	9,800	9,800	9,780	9,800	100.00	▲1.03%	2,408	23,597,600	5,899	202,707	7,810	3,562
	PPSP	2,920	2,960	2,900	2,960	0.00	0.00%	3,434	10,137,740	2,534	171,310	21,838	7,674
	PAS	12,560	12,900	12,560	12,600	-300.00	▼2.32%	6,462	82,815,800	20,704	729,225	4,057	1,943
21/02/19	Index	596.06	598.43	592.61	594.98	-1.08	▼0.18%	8,182	58,412,620	14,603	1,790,283	52,641	14,931
	PPWSA	5,800	5,800	5,700	5,700	0.00	0.00%	4,181	24,186,480	6,047	495,747	11,958	5,150
	GTI	4,500	4,500	4,100	4,400	-100.00	▼2.22%	985	4,293,500	1,073	176,000	76	510
	PPAP	9,700	9,700	9,700	9,700	0.00	0.00%	100	970,000	243	200,638	12,206	2,933
	PPSP	2,960	2,960	2,910	2,960	0.00	2.22%	851	2,504,140	626	171,310	25,751	3,802
	PAS	12,900	12,900	12,700	12,900	0.00	0.00%	2,065	26,458,500	6,615	746,588	2,650	2,536
20/02/19	Index	593.45	596.06	592.89	596.06	2.05	▲0.35%	3,677	30,381,580	7,595	1,794,283	27,947	13,496
	PPWSA	5,700	5,700	5,600	5,700	120.00	▲2.15%	896	5,092,200	1,273	495,747	2,860	8,556
	GTI	4,500	4,500	4,500	4,500	-20.00	▼0.44%	50	225,000	56	180,000	250	135
	PPAP	9,700	9,800	9,600	9,700	-100.00	▼1.02%	2,413	23,626,100	5,907	200,638	7,937	2,438
	PPSP	2,960	2,960	2,960	2,960	0.00	0.44%	268	793,280	198	171,310	12,643	1,796
	PAS	12,900	12,900	12,900	12,900	0.00	0.00%	50	645,000	161	746,588	4,257	571
18/02/19	Index	591.29	596.96	582.04	594.01	2.72	▲0.46%	5,965	48,317,480	12,079	1,786,715	27,974	20,995
	PPWSA	5,580	5,700	5,580	5,580	240.00	▲4.49%	1,235	6,897,500	1,724	485,310	2,141	14,793
	GTI	4,520	4,520	4,520	4,520	20.00	▲0.44%	100	452,000	113	180,800	400	760
	PPAP	9,780	9,800	9,780	9,800	-80.00	▼0.80%	1,881	18,408,500	4,602	202,707	10,817	2,851
	PPSP	2,960	2,960	2,960	2,960	-20.00	▼0.44%	1,253	3,708,880	927	171,310	11,249	952
	PAS	12,600	12,900	12,400	12,900	-100.00	▼0.76%	1,496	18,850,600	4,713	746,588	3,367	1,639
15/02/19	Index	590.26	596.96	590.24	591.29	-1.89	▼0.32%	7,065	42,836,180	10,709	1,773,641	42,049	15,307
	PPWSA	5,340	5,600	5,320	5,340	-100.00	▼1.83%	5,910	31,994,420	7,999	464,437	13,247	6,807
	GTI	4,500	4,500	4,500	4,500	0.00	0.00%	0	0	0	180,000	0	450
	PPAP	9,800	9,900	9,800	9,880	-20.00	▼0.20%	695	6,865,760	1,716	204,362	11,151	3,280
	PPSP	2,980	2,980	2,980	2,980	30.00	▲0.00%	200	596,000	149	172,468	12,652	3,650
	PAS	13,000	13,000	13,000	13,000	0.00	0.00%	260	3,380,000	845	752,375	4,999	1,120
14/02/19	Index	613.52	613.99	593.18	593.18	-18.19	▼2.98%	19,741	134,938,440	33,735	1,781,015	47,628	10,259
	PPWSA	5,800	5,800	5,440	5,440	-340.00	▼5.88%	10,397	57,858,240	14,465	473,134	22,878	3,870
	GTI	4,500	4,500	4,500	4,500	-100.00	▼2.17%	0	0	0	180,000	1,680	350
	PPAP	9,800	9,900	9,800	9,900	-60.00	▼0.60%	3,700	36,629,000	9,157	204,775	8,404	951
	PPSP	3,150	3,150	2,950	2,950	-90.00	▼2.17%	3,315	9,909,500	2,477	170,731	10,464	4,078
	PAS	13,300	13,300	13,000	13,000	-300.00	▼2.25%	2,329	30,541,700	7,635	752,375	4,202	1,010
13/02/19	Index	612.52	612.52	607.46	611.37	-2.59	▼0.42%	8,394	42,769,200	10,692	1,838,399	34,960	13,163
	PPWSA	5,900	5,900	5,700	5,780	-140.00	▼2.36%	3,500	20,454,000	5,114	502,705	19,999	6,543
	GTI	4,620	4,620	4,600	4,600	-20.00	▼0.43%	1,100	5,081,000	1,270	184,000	10	300
	PPAP	9,940	9,960	9,940	9,960	-40.00	▼0.40%	710	7,069,600	1,767	206,016	10,212	3,102
	PPSP	3,050	3,050	3,040	3,040	-60.00	▼0.43%	3,010	9,180,400	2,295	175,940	3,503	1,984
	PAS	13,300	13,300	13,300	13,300	100.00	▲0.75%	74	984,200	246	769,738	1,236	1,234
12/02/19	Index	632.97	634.86	613.90	613.96	-19.01	▼3.00%	12,045	46,620,400	11,655	1,849,887	34,960	13,163
	PPWSA	6,000	6,000	5,920	5,920	0.00	0.00%	1,082	6,454,400	1,614	514,881	19,999	6,543
	GTI	4,620	4,620	4,620	4,620	0.00	0.00%	0	0	0	184,800	10	300
	PPAP	9,980	10,000	9,980	10,000	0.00	0.00%	163	1,628,000	407	206,844	10,212	3,102
	PPSP	3,000	3,100	3,000	3,100	100.00	▲0.00%	10,200	30,618,000	7,655	179,413	3,503	1,984
	PAS	13,200	13,200	13,200	13,200	-900.00	▼6.38%	600	7,920,000	1,980	763,950	1,236	1,234
11/02/19	Index	647.65	647.65	632.97	632.97	9.14	▲1.47%	15,895	123,039,040	30,760	1,722,562	38,457	8,123
	PPWSA	6,100	6,100	5,900	5,920	-280.00	▼4.51%	3,834	22,777,800	5,694	514,881	24,690	2,456
	GTI	5,100	5,100	4,620	4,620	-480.00	▼9.41%	128	604,800	151	184,800	76	0
	PPAP	10,000	10,000	9,900	10,000	-100.00	▼0.99%	8,011	80,089,000	20,022	206,844	4,034	1,777
	PPSP	3,000	3,000	3,000	0	-90.00	▼9.41%	3,222	9,666,000	2,417	0	7,996	2,620
	PAS	14,300	14,300	14,080	14,100	1000.00	▲7.63%	700	9,901,440	2,475	816,038	1,661	1,270
08/02/19	Index	629.95	629.95	607.94	623.83	9.55	▼1.55%	26,853	201,688,260	50,422	1,889,142	47,922	22,966
	PPWSA	6,100	6,300	5,700	6,200	260.00	▲4.37%	16,272	98,316,400	24,579	539,234	14,998	7,111
	GTI	5,420	5,420	5,100	5,100	160.00	▲3.23%	549	2,911,900	728	204,000	892	1,453
	PPAP	10,200	10,200	10,080	10,100	0.00	0.00%	1,456	14,762,940	3,691	208,912	12,285	1,978
	PPSP	3,200	3,200	3,000	3,090	-10.00	▼3.23%	2,630	7,969,920	1,992	178,834	14,418	9,914
	PAS	13,200	13,380	12,900	13,100	80.00	▲0.61%	5,946	77,727,100	19,432	758,163	5,329	2,510

	Index	609.71	616.02	579.57	614.28	37.54	▲6.51%	27,959	201,194,570	50,299	1,856,078	14,607	20,858
	PPWSA	5,460	5,940	5,400	5,940	540.00	▲10.00%	11,517	65,839,680	16,460	516,621	0	13,185
07/02/19	GTI	4,940	4,940	4,940	4,940	-160.00	▼2.63%	150	741,000	185	197,600	952	463
	PPAP	10,800	10,800	10,100	10,100	-100.00	▼0.98%	5,597	56,804,700	14,201	208,912	5,789	1,514
	PPSP	3,180	3,250	3,100	3,100	-20.00	▼3.13%	6,191	19,473,850	4,868	179,413	6,889	1,834
	PAS	13,000	13,020	11,840	13,020	1180.00	▲9.96%	4,504	58,335,340	14,584	753,533	977	3,862
	Index	538.82	577.52	538.70	576.74	30.23	▲5.53%	6,906	36,148,840	9,037	1,750,446	9,356	25,117
	PPWSA	5,300	5,400	5,300	5,400	100.00	▲1.88%	2,418	12,820,400	3,205	469,655	2,290	7,423
06/02/19	GTI	5,100	5,100	5,100	5,100	0.00	0.00%	0	0	0	204,000	1,670	1,455
	PPAP	9,820	10,200	9,820	10,200	360.00	▲0.00%	826	8,213,200	2,053	210,981	2,387	5,805
	PPSP	3,000	3,160	3,000	3,120	60.00	▲0.00%	3,201	9,774,520	2,444	180,570	3,009	8,072
	PAS	10,500	11,840	10,500	11,840	1060.00	▲9.83%	461	5,340,720	1,335	685,240	0	2,362
	Index	518.09	549.74	518.09	546.51	28.42	▲5.49%	11,233	64,505,820	16,126	1,669,482	7,572	12,562
	PPWSA	5,000	5,300	5,000	5,300	300.00	▲6.00%	6,519	34,211,020	8,553	460,958	200	29
05/02/19	GTI	5,100	5,100	5,100	5,100	60.00	▲1.19%	148	754,800	189	204,000	0	8,283
	PPAP	9,600	9,840	9,600	9,840	240.00	▲2.50%	750	7,312,000	1,828	203,534	5,273	395
	PPSP	3,000	3,080	3,000	3,060	60.00	▲1.19%	2,440	7,415,000	1,854	177,098	2,070	2,370
	PAS	10,500	11,000	10,300	10,780	780.00	▲7.80%	1,376	14,813,000	3,703	623,893	29	1,485
	Index	552.30	552.30	516.73	518.09	-38.54	▲6.92%	19,974	114,533,940	28,633	1,587,411	12,529	11,667
	PPWSA	5,300	5,300	5,000	5,000	-500.00	▼9.09%	15,291	78,620,940	19,655	434,866	4,527	4,278
04/02/19	GTI	5,040	5,040	5,040	5,040	0.00	0.00%	0	0	0	201,600	0	262
	PPAP	9,800	9,800	9,600	9,600	-200.00	▼2.04%	163	1,590,400	398	198,570	3,872	1,748
	PPSP	3,020	3,020	2,930	3,000	0.00	0.00%	1,560	4,699,200	1,175	173,625	3,400	5,279
	PAS	10,500	10,500	10,000	10,000	-1100.00	▼9.90%	2,960	29,623,400	7,406	578,750	730	100
	Index	564.72	564.72	546.09	556.63	-30.25	▼5.15%	18,888	125,235,160	31,309	1,698,697	53,042	8,730
	PPWSA	5,700	5,700	5,480	5,500	-200.00	▼3.50%	10,108	55,852,000	13,963	478,352	24,755	503
01/02/19	GTI	5,040	5,080	5,040	5,040	-540.00	▼9.67%	566	2,860,640	715	201,600	515	39
	PPAP	10,300	10,300	9,600	9,800	-700.00	▼6.66%	2,800	27,667,300	6,917	202,707	16,913	2,005
	PPSP	3,010	3,020	3,000	3,000	-90.00	▼9.67%	2,531	7,615,020	1,904	173,625	9,429	2,651
	PAS	11,000	11,100	10,600	11,100	-600.00	▼5.12%	2,883	31,240,200	7,810	642,413	1,430	3,532
	Index	632.05	636.77	586.88	586.88	-47.72	▼7.52%	18,442	124,344,180	31,086	1,792,104	74,281	6,823
	PPWSA	5,900	6,100	5,700	5,700	-300.00	▼5.00%	4,787	27,836,460	6,959	495,747	35,668	3,350
31/01/19	GTI	5,580	5,580	5,580	5,580	-620.00	▼10.00%	62	345,960	86	223,200	7,216	0
	PPAP	10,000	10,800	10,000	10,500	-300.00	▼2.77%	1,963	20,792,160	5,198	217,186	11,237	1,070
	PPSP	3,180	3,180	3,090	3,090	-100.00	▼10.00%	7,087	22,008,500	5,502	178,834	9,295	2,403
	PAS	13,000	13,000	11,700	11,700	-1300.00	▼10.00%	4,543	53,361,100	13,340	677,138	10,865	0
	Index	673	674	626	635	-33.55	▼5.02%	36,028	247,179,180	61,795	1,930,226	86,734	5,401
	PPWSA	6,360	6,360	6,000	6,000	-300.00	▼4.76%	17,538	107,675,700	26,919	521,839	28,342	520
30/01/19	GTI	6,200	6,200	5,580	6,200	0.00	0.00%	192	1,160,800	290	248,000	3,720	30
	PPAP	11,000	11,000	9,820	10,800	-100.00	▼0.91%	6,705	72,273,200	18,068	223,391	14,663	1,704
	PPSP	3,500	3,500	3,100	3,190	-110.00	▼0.00%	8,834	27,986,480	6,997	184,621	20,311	2,663
	PAS	14,000	14,000	13,000	13,000	-1020.00	▼7.27%	2,759	38,083,000	9,521	752,375	19,698	484
	Index	681.15	681.66	665.05	668.15	-3.50	▼0.52%	45,379	228,972,230	57,243	2,023,785	53,028	11,797
	PPWSA	6,500	6,500	6,200	6,300	100.00	▲1.61%	15,233	95,578,200	23,895	547,931	9,733	6,111
29/01/19	GTI	6,200	6,200	6,200	6,200	0.00	0.00%	0	0	0	248,000	5,002	905
	PPAP	11,000	11,000	10,900	10,900	-100.00	▼0.90%	817	8,916,200	2,229	225,460	20,656	976
	PPSP	3,600	3,650	3,300	3,300	-200.00	▼0.00%	27,265	95,415,950	23,854	190,988	9,858	799
	PAS	14,100	14,100	13,900	14,020	-60.00	▼0.42%	2,064	29,061,880	7,265	811,408	7,779	3,006
	Index	660.77	680.98	643.92	671.65	15.19	▲2.31%	63,480	388,731,560	97,183	2,032,204	59,980	49,626
	PPWSA	5,940	6,420	5,300	6,200	360.00	▲6.16%	22,534	137,715,400	34,429	539,234	44,032	40,939
28/01/19	GTI	6,280	6,280	6,200	6,200	0.00	0.00%	1,235	7,715,800	1,929	248,000	3,768	189
	PPAP	11,240	11,500	10,940	11,000	-100.00	▼0.90%	6,954	77,115,400	19,279	227,528	7,567	2,341
	PPSP	3,300	3,520	3,100	3,500	300.00	▲0.00%	27,599	93,572,180	23,393	202,563	7	5,777
	PAS	14,100	14,100	14,020	14,080	60.00	▲0.42%	5,158	72,612,780	18,153	814,880	4,606	380
	Index	649.25	658.80	648.78	656.46	16.65	▲2.60%	38,533	320,055,280	80,014	1,982,127	18,784	29,061
	PPWSA	5,700	5,840	5,700	5,840	520.00	▲9.77%	6,838	39,878,640	9,970	507,923	0	10,878
25/01/19	GTI	6,220	6,300	6,200	6,200	0.00	0.00%	1,397	8,722,000	2,181	248,000	4,343	104
	PPAP	11,100	11,100	11,000	11,100	0.00	0.00%	7,491	83,130,500	20,783	229,596	4,009	4,990
	PPSP	3,000	3,200	2,980	3,200	200.00	▲0.00%	12,034	36,662,400	9,166	185,200	1,566	11,965
	PAS	14,020	14,200	13,900	14,020	20.00	▲0.14%	10,773	151,661,740	37,915	811,408	8,866	1,124

Source: Data from CSX, and Compiled by ACS  
\*Exchange Rate: USD1=KHR4,000

## DISCLAIMER

ALL RESEARCH is based on material compiled from data considered to be reliable at the time of writing. However, information and opinions expressed will be subject to change at short notice, and no part of this report is to be construed as an offer or solicitation of an offer to transact any securities or financial instruments whether referred to herein or otherwise. We do not accept any liability directly or indirectly that may arise from investment decision-making based on this report. The company, its directors, officers, employees and/or connected persons may periodically hold an interest in the securities mentioned.

All Rights Reserved. No part of this publication may be used or re-produced without expressed permission from [ACLEDA SECURITIES PLC.](#)

## ACLEDA IN GROUP

### ACLEDA BANK PLC.

#### HEADQUARTERS

# 61, Preah Monivong Blvd., Sangkat Srah Chork,  
Khan Daun Penh, Phnom Penh, Kingdom of Cambodia.

P.O. Box: 1149

Tel: (855) 23 998 777 / 430 999

Fax: (855) 23 998 666 / 430 555

E-mail: [acledabank@acledabank.com.kh](mailto:acledabank@acledabank.com.kh)

Website: [www.acledabank.com.kh](http://www.acledabank.com.kh)

SWIFT: ACLBKHPP

### ACLEDA BANK PLC.

CASH SETTLEMENT, SECURITIES REGISTRAR, SECURITIES TRANSFER, AND  
PAYING AGENT

#### HEADQUARTERS

# 61, Preah Monivong Blvd., Sangkat Srah Chork,  
Khan Daun Penh, Phnom Penh, Kingdom of Cambodia.

P.O. Box: 1149

Tel: (855) 23 998 777 / 430 999

Fax: (855) 23 998 666 / 430 555

E-mail: [acledabank@acledabank.com.kh](mailto:acledabank@acledabank.com.kh)

Website: [www.acledabank.com.kh](http://www.acledabank.com.kh)

SWIFT: ACLBKHPP

### ACLEDA BANK LAO LTD.

#### HEADQUARTERS

#372, corner of Dongpalane and Dongpaina road,  
Unit 21, Phonesavanh Neua village, Sisattanak district,  
Vientiane capital, Lao PDR.

P.O. Box: 1555

Tel: +856 (0)21 264 998 / 219 231

Fax: +856 (0)21 264 995

E-mail: [acledabank@acledabank.com.la](mailto:acledabank@acledabank.com.la)

Website: [www.acledabank.com.la](http://www.acledabank.com.la)

SWIFT: ACLBLALA

### ACLEDA MFI MYANMAR Co., LTD.

#### HEADQUARTERS

#186(B), ShweGonTaing Road, Yae Tar Shae Block,  
Bahan Township, Yangon Region,  
The Republic of the Union of Myanmar.

Tel: (+95-1) 559 475 / 552 956

Website: [www.acledamfi.com.mm](http://www.acledamfi.com.mm)

### ACLEDA SECURITIES PLC.

#### HEADQUARTERS

5TH Floor ACLEDA Building  
5<sup>th</sup> Floor, ACLEDA Building # 61, Preah Monivong Blvd.,  
Sangkat Srah Chork,

Khan Daun Penh, Phnom Penh, Kingdom of Cambodia.

Tel: (855) 23 723 388 / 999 966 / 999 977

Email: [acs.rep@acledasecurities.com.kh](mailto:acs.rep@acledasecurities.com.kh)

Website: [www.acledasecurities.com.kh](http://www.acledasecurities.com.kh)

### ACLEDA INSTITUTE OF BUSINESS

#### HEADQUARTERS

Address: #1397, Phnom Penh-Hanoi  
Friendship Blvd., Phum Anlong Kngan, Sangkat Khmuonh, Khan  
Saensokh, Phnom Penh, Kingdom of Cambodia

P. O. Box: 1149

Tel: + 855 (0)23 986 937 / 999 944

E-mail: [info@acleda-aib.edu.kh](mailto:info@acleda-aib.edu.kh)

Website: [www.acleda-aib.edu.kh](http://www.acleda-aib.edu.kh)

### CREDIT BUREAU (CAMBODIA) Co., LTD

#### 2ND FLOOR

#10 Street 242, Chaktomuk,  
Daun Penh, Phnom Penh, Cambodia

Mobile : (855) 16 370 707 (Main)

: (855) 12 303 032

### ACLEDA PROPERTIES LTD.

#### HEADQUARTERS

# 61, Preah Monivong Blvd., Sangkat Srah Chork,  
Khan Daun Penh, Phnom Penh, Kingdom of Cambodia.