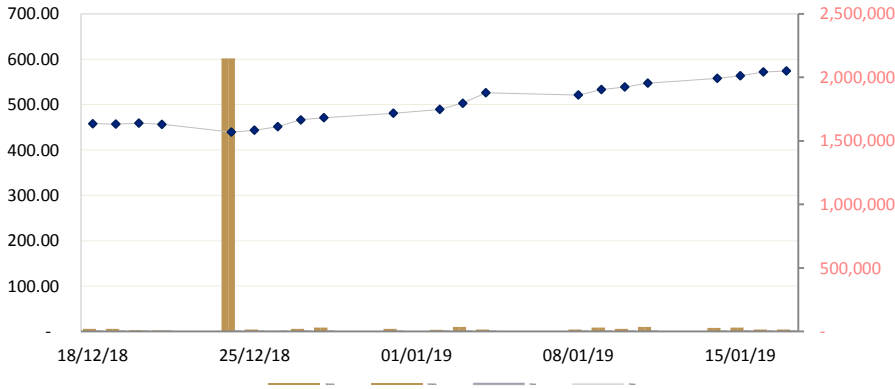




CAMBODIA SECURITIES EXCHANGE: MARKET SUMMARY

Index / Companies	Previous Day	Open	Closing	Change	% Change	52 Weeks		Volume	Value (KHR)
						High	Low		
Index	574.26	580.17	582.82	8.56	▲1.47	590	305	75,011	464,425,500
PPWSA	4,500	4,600	4,560	60	▲1.32	10,300	2,700	42,078	190,374,280
GTI	5,000	5,000	5,500	500	▲9.09	5,700	2,950	15,837	86,624,140
PPAP	11,400	11,700	11,200	-200	▼1.79	11,960	2,950	8,269	92,787,200
PPSP	3,100	3,100	3,150	50	▲1.59	6,880	2,520	1,680	5,188,880
PAS	12,420	12,500	12,500	80	▲0.64	13,000	4,620	7,147	89,451,000

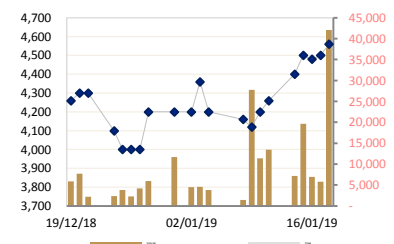
CSX DAILY STOCK INDEX (Last 30 Days)



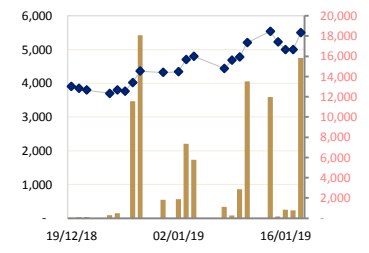
LISTED COMPANIES

PPWSA	Phnom Penh Water Supply Authority
Industry	Water Utility
GTI	Grant Twins Int. (Cambodia) Plc.
Industry	Apparel Clothing
PPAP	Phnom Penh Autonomous Port.
Industry	Port Services
PPSP	Phnom Penh SEZ PLC.
Industry	SEZ Developer
PAS	Sihanouk Ville Autonomous Port.
Industry	Port Services

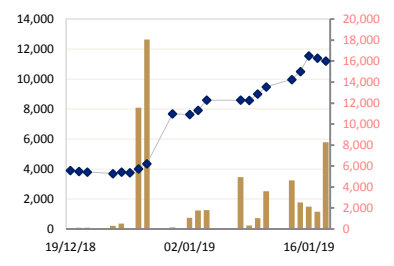
PPWSA DAILY STOCK PRICE



GTI DAILY STOCK PRICE



PPAP DAILY STOCK PRICE



SECURITIES NEWS

CAMBODIA : Government offers massive tax break to CSX firms

The government has granted a huge tax incentive to companies listed on the Cambodia Securities Exchange (CSX) a 50% reduction on income tax and eliminating all tax debt if the firms are listed on the CSX within three years from now. Industry insiders welcome the government's new initiative, saying the move will attract at least four or five new companies to list on the exchange this year. It states that the General Department of Taxation (GDT) will grant listed public equity and debt companies a 50% reduction on all corporate income taxes for a period of three years from the date of their initial public offering (IPO). The sub-decree also states that firms listed within the period will be granted tax relief, including indemnity from paying full income tax, withholding tax, value added tax (VAT), specific tax on certain merchandise and services, and public lighting tax. "The sub-decree serves as an implement for companies and enterprises that make initial public offerings of equity or debt securities, which are approved by the Securities Exchange Commission of Cambodia [SECC] and are listed in the security exchange," the sub-decree document stated. (Phnom Penh Post)

CAMBODIA : Foreign investors in local stock market rising

The number of foreign nationals investing in the Cambodia Securities Exchange (CSX) increased significantly last year, with Chinese and Japanese investors leading the hike, according to the latest CSX report. Last year, more than 20,000 investors traded on CSX. Of those, 3,090 were foreigners, an increase of nearly 19.5% year-on-year. "These are very good results compared to 2017, when the increase in foreign investors was just 7.44%." "Among the three thousand plus foreign investors, Chinese were still the largest group, although the biggest increase belongs to the Japanese. The number of Japanese people that traded at CSX grew by 23% last year." The report says that in 2018 the Japanese took the first spot when it comes to turnover. "More Japanese are opening accounts and are participating in trading. From being number four in terms of trading turnover in 2017, they jumped to the number one spot last year, with total turnover estimated at 3,073,656,060 riel (\$768,414)," the report added. (Khmer Times)

CAMBODIA : PPWSA reports slight growth in 2018

State-owned Phnom Penh Water Supply Authority (PPWSA) reported revenue growth of more than 6% in 2018, which has been attributed to investments in pipe expansion. According to a report filed to the Cambodia Securities Exchange (CSX) on Monday, PPWSA's revenue last year was \$61.64 million, a 6.7% hike compared to 2017's \$58.1 million. Kim Sophanita, acting director of CSX's market operations department, said "I think PPWSA's share price still has more room to rise. In order to attract more investors, the company must continue its good business performance and must consider giving out attractive dividends to shareholders." PPWSA was the first company to list on the local bourse. Publicly traded since 2012, PPWSA has now been joined by four other companies. Moreover, last year microfinance institution Hattha Kaksekar issued the country's first corporate bond. CSX closed 2018 at an all-time high of 480.98 points, rising 40% year-on-year for a market capitalisation of \$442.92 million (1.77 trillion riel) on the back of robust trading in the tail-end of the second half of the year. *(Khmer Times)*

BUSINESS & ECONOMIC NEWS

CAMBODIA : Aceda Bank, CBC ink business partnership

Aceda Bank Plc and Credit Bureau Cambodia (CBC) on Tuesday inked a business partnership to provide financial health check services, which allow clients from financial institutions to check their own credit history at Aceda Bank. Before the partnership, banking and financial sector clients who wished to know their credit profile had only one option to go to the CBC. However, only five of Aceda Bank's 262 branches are covered by the service in the first stage of the partnership. The bank plans to expand to other branches in various provinces by the end of this year. The five branches are the bank headquarters, and Siem Reap, Kampong Speu, Takeo and Kandal branches. CBC CEO Oeur Sothearoath said credit reports are very important in the financial system as it is necessary to review previous financial statements before institutions decide to give credit to anyone. CBC chose Aceda Bank as its first partner due to its many operating areas at the provincial and commune level, he said, adding that so far the CBC has about five million customers and has produced 17 million credit reports across the Kingdom. *(Phnom Penh Post)*

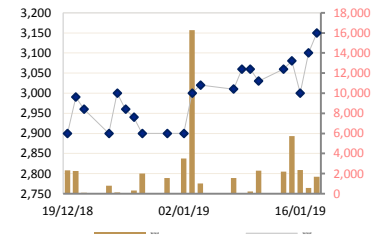
CAMBODIA : International airports handle over 10 million passengers

Passenger traffic continued to grow at the Kingdom's three international airports last year, pushing full-year passenger numbers above 10 million for the first time, according to figures from Cambodia Airports, the French-owned company operating them. The combined number of passengers passing through Phnom Penh International Airport, Siem Reap International Airport and Sihanoukville International Airport between January and December last year totalled 10.5 million. This represents a 20% increase over the same period in 2017. Cambodia Airports communications and public relations director Khek Norinda on Monday said an annual growth rate above 20% is satisfactory, and reflective of Cambodia's strong connectivity with many other international airports. According to Cambodia Airports' figures, Sihanoukville International Airport saw the biggest increase in passenger traffic, with its passenger numbers growing 93% last year to 651,000. Phnom Penh International Airport remains the Kingdom's busiest and maintained a high growth rate last year, receiving a total of 5.4 million passengers, an increase of 28% compared to 2017. *(Phnom Penh Post)*

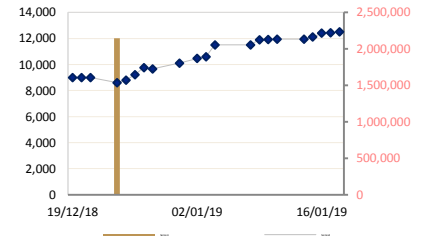
CAMBODIA : Economy grew 7.3% in 2018: Ministry

On the back of strong growth in the garment, construction and hospitality sectors, the national economy expanded by 7.3% last year, according to the Ministry of Economy and Finance. Presenting on the ministry's latest report during a public forum on macroeconomic management and the 2019 budget law, Chheang Vannarith, the ministry's deputy director-general, said economic growth in 2018 exceeded the government's expectations. He said the ministry predicts that GDP will expand at a rate of 7.1% in 2019 as a result of strong growth in exports and domestic consumption. During the first eleven months of 2018, exports rose by 16.3%, while imports increased by 22%, with Cambodia buying mostly construction materials and fabrics, according to the report. The garment sector grew by 7.8% last year, expanding faster than in 2017 when it grew by 5.8%. With the number of affordable residential projects being raised across the capital

PPSP DAILY STOCK PRICE



PAS DAILY STOCK PRICE



TOP 5 MEMBERS (MTD)

Seller	%	Buyer	%
ACS	28.68	ACS	25.30
CNS	24.12	CNS	22.70
SBI	20.80	GFS	20.73
GFS	8.60	PPS	13.40
RHBIS	6.58	SBI	13.33
Total Share (100%)		326,845	

TYPES OF INVESTORS (MTD)

Type	Sell	Buy	Net Buy
Securities	3,003	8,762	5,759
Other	2,000	-	(2,000)
Individual	172,251	144,307	(27,944)
Foreigner	149,591	173,776	24,185
Total Share (100%)		326,845	

CURRENT DAY

Seller	%	Buyer	%
ACS	48.41	GFS	29.43
CNS	23.98	CNS	25.34
SBI	11.18	PPS	22.22
Yontan	7.33	SBI	8.65
RHBIS	5.99	ACS	8.30
Total Share (100%)		75,011	

TYPE OF INVESTOR CURRENT DAY

Type	Sell	Buy	Net Buy
Securities	500	6,100	5,600
Other	-	-	-
Individual	48,868	20,251	(28,617)
Foreigner	25,643	48,660	23,017
Total Share (100%)		75,011.00	

growing quickly, the construction sector expanded by 18.1%, the report pointed out. (*Khmer Times*)

CAMBODIA : SSEZ exports valued at \$372 million last year

Export from the Sihanoukville Special Economic Zone (SSEZ) were valued at \$372 million last year up 68% compared to 2017 according to a statement from the Council for the Development of Cambodia. The 1,113ha SSEZ has 161 registered factories and registered investment capital of about \$918 million. The industrial zone creates 22,495 jobs, the statement said. The factories produce textiles, electrical accessories, shoes, travel goods, electronic products, tires, car parts, office equipment and supplies, furniture and sports equipment, among other products, it said in a statement. It was released after the third meeting of the SSEZ Coordinating Committee, which was held last week. (*Phnom Penh Post*)

Historical Trading Data (Latest Month)

Date	Index/Stock	Open	High	Low	Close	Change	Δ (%)	Volume	Value (mil. KHR)	Value (\$)*	Mar. Cap. (mil. KHR)	Remain Quantity	
												Sell	Buy
18/01/19	Index	580.17	584.43	568.13	582.82	8.56	▲1.49%	75,011	464,425,500	116,106	1,754,006	20,905	20,055
	PPWSA	4,600	4,600	4,500	4,560	60.00	▲1.33%	42,078	190,374,280	47,594	396,598	3,484	11,253
	GTI	5,000	5,500	4,900	5,500	500.00	▲10.00%	15,837	86,624,140	21,656	220,000	1,605	1,908
	PPAP	11,700	11,960	11,000	11,200	-200.00	▼1.75%	8,269	92,787,200	23,197	231,665	4,485	2,669
	PPSP	3,100	3,150	3,080	3,150	50.00	▲1.61%	1,680	5,188,880	1,297	182,306	3,696	3,496
	PAS	12,500	12,700	12,300	12,500	80.00	▲0.64%	7,147	89,451,000	22,363	723,438	7,635	729
17/01/19	Index	566.44	589.51	566.44	574.26	2.10	▲0.37%	15,116	129,705,760	32,426	1,725,401	33,381	16,497
	PPWSA	4,440	4,600	4,440	4,500	20.00	▲0.44%	5,823	26,247,280	6,562	391,379	4,643	9,049
	GTI	4,560	5,060	4,560	5,000	0.00	0.00%	794	3,909,980	977	200,000	4,510	492
	PPAP	11,700	11,900	11,340	11,400	-140.00	▼1.21%	1,647	19,221,400	4,805	235,802	11,997	1,483
	PPSP	3,160	3,180	3,100	3,100	100.00	▲0.00%	561	1,772,860	443	179,413	5,229	3,308
	PAS	12,400	13,000	12,300	12,420	20.00	▲0.16%	6,291	78,554,240	19,639	718,808	7,002	2,165
16/01/19	Index	540.12	577.22	540.12	572.16	8.41	▲1.49%	15,361	104,489,480	26,122	1,719,612	38,741	16,707
	PPWSA	4,500	4,500	4,400	4,480	-20.00	▼0.44%	6,922	30,980,600	7,745	389,640	21,503	9,318
	GTI	5,460	5,460	5,000	5,000	-220.00	▼4.21%	851	4,281,200	1,070	200,000	4,457	510
	PPAP	10,720	11,540	10,720	11,540	1040.00	▲9.90%	2,130	23,838,540	5,960	238,698	240	2,087
	PPSP	3,080	3,090	3,000	3,000	-80.00	▼4.21%	2,354	7,218,080	1,805	173,625	12,139	2,148
	PAS	10,920	12,500	10,920	12,400	300.00	▲2.47%	3,104	38,171,060	9,543	717,650	402	2,644
15/01/19	Index	563.10	571.83	560.01	563.75	5.92	▼1.06%	29,293	148,148,240	37,037	1,695,908	46,210	23,124
	PPWSA	4,500	4,660	4,440	4,500	100.00	▲2.27%	19,620	88,331,880	22,083	391,379	22,218	14,172
	GTI	5,600	5,600	5,220	5,220	-320.00	▼5.77%	179	961,620	240	208,800	3,547	824
	PPAP	10,300	10,600	10,300	10,500	520.00	▲5.21%	2,528	26,495,920	6,624	217,186	4,837	4,026
	PPSP	3,080	3,080	3,060	3,080	20.00	▲5.77%	5,744	17,673,120	4,418	178,255	11,185	1,864
	PAS	12,020	12,100	12,000	12,100	160.00	▲1.34%	1,222	14,685,700	3,671	700,288	4,423	2,238
14/01/19	Index	548.64	560.63	547.08	557.83	10.39	▲1.90%	26,806	159,869,640	39,967	1,678,837	43,920	29,538
	PPWSA	4,260	4,400	4,260	4,400	140.00	▲3.28%	7,185	30,882,740	7,721	382,682	8,160	15,743
	GTI	5,140	5,700	5,100	5,540	340.00	▲6.53%	11,981	67,513,620	16,878	221,600	8,370	3,054
	PPAP	9,520	10,400	9,520	9,980	500.00	▲5.27%	4,636	45,152,280	11,288	206,430	5,753	7,349
	PPSP	3,080	3,080	3,000	3,060	30.00	▲6.53%	2,210	6,794,800	1,699	177,098	18,318	3,125
	PAS	12,000	12,000	11,940	11,940	0.00	0.00%	794	9,526,200	2,382	691,028	3,319	267
11/01/19	Index	538.30	547.44	533.60	547.44	8.55	▲1.59%	34,900	190,908,480	47,727	1,640,982	53,424	35,587
	PPWSA	4,200	4,260	4,180	4,260	60.00	▲1.42%	13,442	56,695,220	14,174	370,506	10,135	9,064
	GTI	4,780	5,200	4,320	5,200	420.00	▲8.78%	13,509	69,085,180	17,271	208,000	10,706	13,116
	PPAP	9,200	9,480	9,200	9,480	480.00	▲5.33%	3,602	33,776,020	8,444	196,088	5,334	6,881
	PPSP	3,030	3,030	2,940	3,030	-30.00	▼8.78%	2,296	6,890,520	1,723	175,361	22,165	4,223
	PAS	11,940	11,940	11,900	11,940	20.00	▲0.16%	2,051	24,461,540	6,115	691,028	5,084	2,303
10/01/19	Index	534.28	538.89	529.07	538.89	5.80	▲1.09%	20,565	131,413,270	32,853	1,609,614	34,788	27,402
	PPWSA	4,080	4,200	4,080	4,200	80.00	▲1.94%	11,353	47,179,460	11,795	365,287	2,624	17,985
	GTI	4,720	4,780	4,320	4,780	100.00	▲2.13%	2,862	13,569,780	3,392	191,200	4,874	1,559
	PPAP	9,000	9,420	8,600	9,000	420.00	▲4.89%	1,043	9,413,320	2,353	186,159	1,723	5,667
	PPSP	3,000	3,060	3,000	3,060	0.00	2.13%	208	635,010	159	177,098	17,151	1,567
	PAS	11,900	11,920	11,620	11,920	20.00	▲0.16%	5,099	60,615,700	15,154	689,870	8,416	624
09/01/19	Index	522.39	533.09	515.37	533.09	11.84	▲2.27%	30,706	146,909,780	36,727	1,588,811	28,603	14,860
	PPWSA	4,200	4,200	4,100	4,120	-40.00	▼0.96%	27,775	115,734,300	28,934	358,329	6,025	7,553
	GTI	4,300	4,680	4,300	4,680	240.00	▲5.40%	264	1,161,060	290	187,200	4,141	2,305
	PPAP	8,580	8,600	8,580	8,580	-20.00	▼0.23%	330	2,834,820	709	177,472	10,026	1,680
	PPSP	3,050	3,060	3,010	3,060	50.00	▲5.40%	35	106,800	27	177,098	3,291	1,332
	PAS	11,540	11,900	11,300	11,900	400.00	▲3.47%	2,302	27,072,800	6,768	688,713	5,120	1,990
08/01/19	Index	532.97	534.32	514.09	521.25	5.05	▲0.96%	15,841	137,721,350	34,430	1,382,856	35,457	17,687
	PPWSA	4,200	4,200	4,080	4,160	-40.00	▼0.95%	1,439	5,999,660	1,500	361,808	10,050	8,066
	GTI	4,360	4,440	4,360	4,440	-360.00	▼7.50%	1,135	5,036,300	1,259	177,600	8,181	3,418
	PPAP	8,600	8,600	8,520	8,600	0.00	0.00%	4,953	42,570,880	10,643	177,886	7,995	2,202
	PPSP	3,000	3,070	3,000	0	-10.00	▼7.50%	1,550	4,695,810	1,174	0	2,300	2,405
	PAS	12,000	12,000	11,220	11,500	0.00	0.00%	6,764	79,418,700	19,855	665,563	6,931	1,596
04/01/19	Index	499.58	526.92	499.58	526.30	22.94	▼4.56%	15,972	102,866,110	25,717	1,575,518	21,746	20,534
	PPWSA	4,200	4,280	4,140	4,200	-160.00	▼3.66%	3,786	15,845,200	3,961	365,287	15,620	6,161
	GTI	4,800	4,800	4,800	4,800	100.00	▲2.12%	5,774	27,715,200	6,929	192,000	4,743	3,462
	PPAP	8,200	8,600	8,140	8,600	680.00	▲8.58%	1,805	15,232,760	3,808	177,886	66	4,644
	PPSP	3,000	3,090	3,000	3,020	20.00	▲2.12%	1,005	3,015,310	754	174,783	468	3,821
	PAS	11,200	11,620	11,200	11,500	920.00	▲8.69%	3,602	41,057,640	10,264	665,563	849	2,446

03/01/19	Index	490.76	504.84	487.94	503.36	14.01	▲2.86%	35,267	172,090,740	43,023	1,516,966	6,604	17,254
	PPWSA	4,240	4,380	4,140	4,360	160.00	▲3.80%	4,585	19,741,560	4,935	379,203	3,512	1,778
	GTI	4,700	4,720	4,580	4,700	360.00	▲0.27%	7,357	34,470,500	8,618	188,000	1,164	2,722
	PPAP	7,900	8,180	7,660	7,920	280.00	▲3.66%	1,775	13,862,260	3,466	163,820	946	6,058
	PPSP	3,000	3,000	3,000	3,000	100.00	▲8.29%	16,286	48,858,000	12,215	173,625	419	2,110
	PAS	10,480	10,600	10,460	10,580	120	▲1.14%	5,264	55,158,420	13,790	612,318	563	4,586
02/01/19	Index	497.17	497.28	479.19	489.35	8.37	▲1.74%	12,007	56,507,540	14,127	1,470,126	36,794	21,338
	PPWSA	4,200	4,200	4,060	4,200	0.00	0.00%	4,518	18,973,500	4,743	365,287	4,049	5,441
	GTI	4,460	4,500	4,260	4,340	20.00	▲0.46%	1,871	8,303,720	2,076	173,600	6,162	2,873
	PPAP	7,660	7,680	7,640	7,640	-40.00	▼0.00%	1,056	8,099,720	2,025	158,029	9,408	2,813
	PPSP	2,900	2,900	2,900	2,900	0.00	0.46%	3,500	10,150,000	2,538	167,838	15,524	1,740
	PAS	10,220	10,800	10,100	10,460	360.00	▲3.56%	1,062	10,980,600	2,745	605,373	1,651	8,471
31/12/18	Index	471.17	489.81	471.17	480.98	9.81	▲2.08%	19,602	106,689,640	26,672	1,449,318	40,847	18,763
	PPWSA	4,180	4,200	4,040	4,200	0.00	0.00%	11,658	48,578,520	12,145	365,287	4,496	2,491
	GTI	4,560	4,560	4,320	4,320	-40.00	▼0.91%	1,838	8,113,220	2,028	172,800	5,023	2,515
	PPAP	7,600	7,680	7,600	7,680	0.00	0.00%	147	1,120,960	280	158,856	10,141	3,011
	PPSP	2,900	2,900	2,900	2,900	0.00	0.91%	1,573	4,561,700	1,140	167,838	18,696	4,667
	PAS	9,900	10,500	9,900	10,100	440.00	▲4.55%	4,386	44,315,240	11,079	584,538	2,491	6,079
28/12/18	Index	460.34	471.17	458.00	471.17	4.52	0.97%	46,633	203,305,640	50,826	1,356,781	44,888	21,500
	PPWSA	3,880	4,200	3,880	4,200	200.00	▲5.00%	5,916	24,484,200	6,121	365,287	5,132	2,200
	GTI	3,700	4,360	3,700	4,360	340.00	▲8.45%	18,065	74,019,280	18,505	174,400	3,150	8,238
	PPAP	3,700	4,360	3,700	4,360	340.00	▲8.45%	18,065	74,019,280	18,505	90,184	10,679	4,966
	PPSP	2,850	2,900	2,850	2,900	-40.00	▼8.45%	2,010	5,828,500	1,457	167,838	22,298	801
	PAS	9,760	9,780	9,640	9,660	-100.00	▼1.02%	2,577	24,954,380	6,239	559,073	3,629	5,295
27/12/18	Index	454.73	471.53	454.73	466.65	15.25	▲3.38%	29,853	134,027,040	33,507	1,326,856	46,003	23,161
	PPWSA	3,910	4,200	3,910	4,000	0.00	0.00%	4,185	16,860,400	4,215	347,893	5,105	2,711
	GTI	3,650	4,100	3,650	4,020	260.00	▲6.91%	11,558	47,234,270	11,809	160,800	15,674	3,483
	PPAP	3,650	4,100	3,650	4,020	260.00	▲6.91%	11,558	47,234,270	11,809	83,151	10,968	5,338
	PPSP	2,940	2,940	2,940	2,940	-20.00	▼6.91%	315	926,100	232	170,153	10,140	630
	PAS	9,480	10,000	9,480	9,760	560.00	▲6.08%	2,237	21,772,000	5,443	564,860	4,116	10,999
26/12/18	Index	451.26	452.61	447.96	451.40	7.87	1.77%	4,460	28,953,380	7,238	1,279,826	30,185	13,493
	PPWSA	4,140	4,140	4,000	4,000	0.00	0.00%	2,280	9,131,200	2,283	347,893	4,055	1,013
	GTI	3,760	3,760	3,760	3,760	-40.00	▼1.05%	0	0	0	150,400	2,126	2,043
	PPAP	3,760	3,760	3,760	3,760	-40.00	▼1.05%	0	0	0	77,773	11,070	1,418
	PPSP	2,960	2,960	2,960	2,960	-40.00	▼1.05%	0	0	0	171,310	10,140	630
	PAS	9,000	9,200	9,000	9,200	400.00	▲4.54%	2,180	19,822,180	4,956	532,450	2,794	8,389
25/12/18	Index	439	446	436	444	4.21	▲0.96%	14,382	101,323,440	25,331	1,261,418	18,284	12,772
	PPWSA	3,700	4,040	3,700	4,000	-100.00	▼2.43%	3,769	14,649,600	3,662	347,893	4,623	1,428
	GTI	3,600	3,990	3,340	3,800	100.00	▲2.70%	509	1,834,210	459	152,000	2,158	1,267
	PPAP	3,600	3,990	3,340	3,800	100.00	▲2.70%	509	1,834,210	459	78,601	1,537	1,113
	PPSP	3,000	3,000	3,000	3,000	100.00	▲2.70%	110	330,000	83	173,625	6,425	1,051
	PAS	9,020	9,020	8,700	8,800	200.00	▲2.32%	9,485	82,675,420	20,669	509,300	3,541	7,913
24/12/18	Index	456.74	456.74	439.32	439.32	17.41	▼3.81%	2,150,216	17,740,773,460	4,435,193	1,246,685	27,248	3,425
	PPWSA	4,320	4,320	4,100	4,100	-200.00	▼4.65%	2,319	9,516,000	2,379	356,590	6,374	100
	GTI	3,700	3,700	3,700	3,700	-100.00	▼2.63%	300	1,110,000	278	148,000	1,221	1,009
	PPAP	3,700	3,700	3,700	3,700	-100.00	▼2.63%	300	1,110,000	278	76,532	2,545	1,600
	PPSP	2,900	2,900	2,900	2,900	-60.00	▼2.63%	800	2,320,000	580	167,838	3,562	716
	PAS	8,980	8,980	8,600	8,600	-400.00	▼4.44%	2,146,497	17,726,717,460	4,431,679	497,725	13,546	0
21/12/18	Index	462.16	462.16	456.73	456.73	2.48	▲0.54%	2,665	11,697,480	2,924	1,296,770	34,695	5,104
	PPWSA	4,300	4,360	4,280	4,300	0.00	0.00%	2,226	9,630,720	2,408	373,985	5,826	769
	GTI	3,850	3,850	3,800	3,800	-50.00	▼1.29%	124	476,400	119	152,000	308	859
	PPAP	3,850	3,850	3,800	3,800	-50.00	▼1.29%	124	476,400	119	78,601	11,303	1,262
	PPSP	2,980	2,980	2,960	2,960	-30.00	▼1.29%	102	303,920	76	171,310	10,419	900
	PAS	9,140	9,140	9,000	9,000	0.00	0.00%	89	810,040	203	520,875	6,839	1,314
20/12/18	Index	456.56	464.09	452.36	459.21	2.27	0.50%	10,577	44,479,970	11,120	1,301,541	19,785	7,039
	PPWSA	4,320	4,500	4,260	4,300	40.00	▲0.93%	7,740	33,766,800	8,442	373,985	11,127	1,381
	GTI	3,800	3,850	3,800	3,850	-50.00	▼1.28%	108	413,300	103	154,000	377	770
	PPAP	3,800	3,850	3,800	3,850	-50.00	▼1.28%	108	413,300	103	79,635	2,358	1,289
	PPSP	2,900	3,000	2,900	2,990	90.00	▲1.28%	2,246	6,545,070	1,636	173,046	1,915	2,009
	PAS	9,000	9,100	8,800	9,000	0.00	0.00%	375	3,341,500	835	520,875	4,008	1,590

Source: Data from CSX, and Compiled by ACS
*Exchange Rate: USD1=KHR4,000

DISCLAIMER

ALL RESEARCH is based on material compiled from data considered to be reliable at the time of writing. However, information and opinions expressed will be subject to change at short notice, and no part of this report is to be construed as an offer or solicitation of an offer to transact any securities or financial instruments whether referred to herein or otherwise. We do not accept any liability directly or indirectly that may arise from investment decision-making based on this report. The company, its directors, officers, employees and/or connected persons may periodically hold an interest in the securities mentioned.

All Rights Reserved. No part of this publication may be used or re-produced without expressed permission from [ACLEDA SECURITIES PLC.](#)

ACLEDA IN GROUP

ACLEDA BANK PLC.

HEADQUARTERS

61, Preah Monivong Blvd., Sangkat Srah Chork,
Khan Daun Penh, Phnom Penh, Kingdom of Cambodia.

P.O. Box: 1149

Tel: (855) 23 998 777 / 430 999

Fax: (855) 23 998 666 / 430 555

E-mail: acledabank@acledabank.com.kh

Website: www.acledabank.com.kh

SWIFT: ACLBKHPP

ACLEDA BANK PLC.

CASH SETTLEMENT, SECURITIES REGISTRAR, SECURITIES TRANSFER, AND
PAYING AGENT

HEADQUARTERS

61, Preah Monivong Blvd., Sangkat Srah Chork,
Khan Daun Penh, Phnom Penh, Kingdom of Cambodia.

P.O. Box: 1149

Tel: (855) 23 998 777 / 430 999

Fax: (855) 23 998 666 / 430 555

E-mail: acledabank@acledabank.com.kh

Website: www.acledabank.com.kh

SWIFT: ACLBKHPP

ACLEDA BANK LAO LTD.

HEADQUARTERS

#372, corner of Dongpalane and Dongpaina road,
Unit 21, Phonesavanh Neua village, Sisattanak district,
Vientiane capital, Lao PDR.

P.O. Box: 1555

Tel: +856 (0)21 264 998 / 219 231

Fax: +856 (0)21 264 995

E-mail: acledabank@acledabank.com.la

Website: www.acledabank.com.la

SWIFT: ACLBLALA

ACLEDA MFI MYANMAR Co., LTD.

HEADQUARTERS

#186(B), ShweGonTaing Road, Yae Tar Shae Block,
Bahan Township, Yangon Region,
The Republic of the Union of Myanmar.

Tel: (+95-1) 559 475 / 552 956

Website: www.acledamfi.com.mm

ACLEDA SECURITIES PLC.

HEADQUARTERS

5TH Floor ACLEDA Building
5th Floor, ACLEDA Building # 61, Preah Monivong Blvd.,
Sangkat Srah Chork,

Khan Daun Penh, Phnom Penh, Kingdom of Cambodia.

Tel: (855) 23 723 388 / 999 966 / 999 977

Email: acs.rep@acledasecurities.com.kh

Website: www.acledasecurities.com.kh

ACLEDA INSTITUTE OF BUSINESS

HEADQUARTERS

Address: #1397, Phnom Penh-Hanoi
Friendship Blvd., Phum Anlong Kngan, Sangkat Khmuonh, Khan
Saensokh, Phnom Penh, Kingdom of Cambodia..

P. O. Box: 1149

Tel: + 855 (0)23 986 937 / 999 944

E-mail: info@acleda-aib.edu.kh

Website: www.acleda-aib.edu.kh

CREDIT BUREAU (CAMBODIA) Co., LTD

2ND FLOOR

#10 Street 242, Chaktomuk,
Daun Penh, Phnom Penh, Cambodia

Mobile : (855) 16 370 707 (Main)

: (855) 12 303 032

ACLEDA PROPERTIES LTD.

HEADQUARTERS

61, Preah Monivong Blvd., Sangkat Srah Chork,
Khan Daun Penh, Phnom Penh, Kingdom of Cambodia.