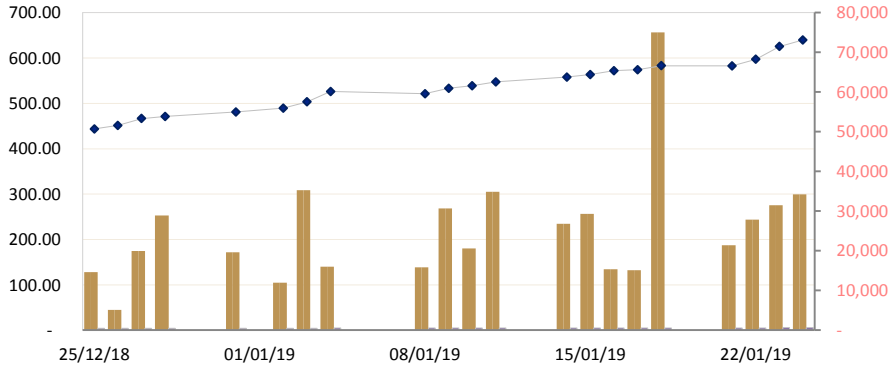




CAMBODIA SECURITIES EXCHANGE: MARKET SUMMARY

Index / Companies	Previous Day	Open	Closing	Change	% Change	From Listed till Today		Volume	Value (KHR)
						High	Low		
Index	639.81	649.25	656.46	16.65	▲2.54	1,108	305	38,533	320,055,280
PPWSA	5,320	5,700	5,840	520	▲8.90	10,300	2,700	6,838	39,878,640
GTI	6,200	6,220	6,200	0	0.00	9,780	2,110	1,397	8,722,000
PPAP	11,100	11,100	11,100	0	0.00	11,960	4,600	7,491	83,130,500
PPSP	3,000	3,000	3,200	200	▲6.25	3,270	2,400	12,034	36,662,400
PAS	14,000	14,020	14,020	20	▲0.14	14,400	4,620	10,773	151,661,740

CSX DAILY STOCK INDEX (Last 30 Days)



LISTED COMPANIES

PPWSA	Phnom Penh Water Supply Authority
Industry	Water Utility
GTI	Grant Twins Int. (Cambodia) Plc.
Industry	Apparel Clothing
PPAP	Phnom Penh Autonomous Port.
Industry	Port Services
PPSP	Phnom Penh SEZ PLC.
Industry	SEZ Developer
PAS	Sihanouk Ville Autonomous Port.
Industry	Port Services

SECURITIES NEWS

ASIAN: Asian markets swing, dealers gripped by ongoing uncertainty

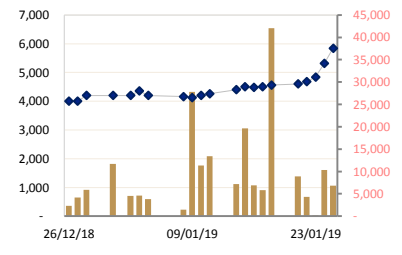
Asian markets fluctuated on Wednesday following a negative lead from Wall Street as investors grow nervous about the chances of success in China-US trade talks ahead of a crunch meeting next week. The mood remains cautious, with the rally that has characterised the start of the year stuttering owing to a slowing Chinese economy, a softer global outlook and other issues including Brexit and the US government shutdown, which shows no sign of ending soon. US investors turned sellers on Tuesday after the Financial Times and CNBC said Washington had rejected Beijing's offer of preparatory discussions ahead of the next round of high-level negotiations. And while the White House denied the reports, observers said they highlighted the fragility of the talks. They also came a day after Bloomberg News said the two sides were struggling to reach agreement on the crucial matter of intellectual property, a key source of US anger. (Phnom Penh Post)

BUSINESS & ECONOMIC NEWS

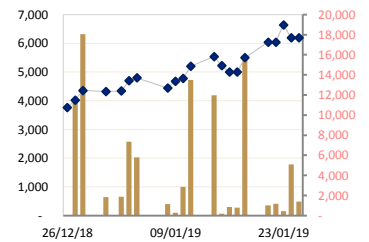
CAMBODIA : More Cambodian trade centres planned in Chinese cities

The Ministry of Commerce plans to expand its network of commerce centres in China to showcase Cambodia's trade potential and lure new investors. Speaking at the Cambodia-China Business and Investment Promotion Forum in Beijing on Tuesday, Minister Pan Sorasak said the existing trade centres have successfully spur trade and investment between Cambodia and the world's second-largest economy. "The establishment of Cambodian trade centres in major cities in China such as Guangzhou, Hainan, Xi'an, and Hong Kong have been playing a critical role in promoting trade and investments, as well as cultural exchanges," said Mr Sorasak at the forum, which was also attended by Prime Minister Hun Sen and a number of high-ranking Chinese officials, as well as business executives. "Now, we plan to set up more centres in Beijing, Kunming, and other cities in order to build more engagement and take advantage of opportunities available in the Chinese

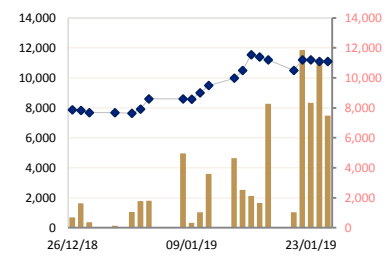
PPWSA DAILY STOCK PRICE



GTI DAILY STOCK PRICE



PPAP DAILY STOCK PRICE



market," he added. Trade between Cambodia and China reached \$5.6 billion last year, a 12% increase from 2017's \$5 billion. *(Khmer Times)*

CAMBODIA : China to increase Cambodian rice quota

Chinese president Xi Jinping on Monday said his country's import quota for Cambodian rice will be raised by 100,000 tonnes. In a meeting with Cambodian Prime Minister Hun Sen, Mr Xi agreed to increase the quota to 400,000 tonnes for 2019, up from last year's 300,000 tonnes. The meeting between the two heads of state took place in Beijing on Monday as part of Mr Hun Sen's official visit to China. Chan Pich, general manager of Signatures of Asia, said this was great news for the local rice sector, explaining that the Chinese rice market has immense potential for Cambodian exporters. "Now that the quota has been raised, we urge China to also consider allowing more Chinese companies to buy our rice," he said. According to Mr Pich, only state-owned COFCO is currently allowed to bring Cambodian rice into the country. "Having only one company importing makes it difficult for Cambodian exporters and creates really tough competition," Mr Pich said. Last year Cambodia did not fulfill the quota for the Chinese market, shipping only 170,000 tonnes of the 300,000 allowed. Mr Pich said this is because only 26 local firms have Beijing's approval to export rice to China. *(Khmer Times)*

CAMBODIA : International arrivals up six per cent to 1.4B this year

The number of international tourist arrivals rose by 6% last year to 1.4 billion, according to an estimate published on Monday by the World Tourism Organisation (WTO). The increase was driven by travel to southern Europe, the Middle East and Africa, said the Madrid-based UN body, citing economic growth and cheaper air travel as key factors. Although arrivals to the Americas grew by a modest three per cent four for North America Europe, Africa and Asia-Pacific performed better, with rises of six, seven and six percent. In 2010, the WTO had forecast that international tourist arrivals would only hit the 1.4 billion mark next year but it now said stronger economic growth, more affordable air travel and an easier visa regime around the world had helped boost the market. "The growth of tourism in recent years confirms that the sector is today one of the most powerful drivers of economic growth and development," WTO secretary-general Zurab Pololikashvili said in a statement. Total arrivals to Europe were 713 million but the WTO noted that arrivals in northern Europe were flat last year, citing uncertainty over Britain's impending exit from the EU. *(Phnom Penh Post)*

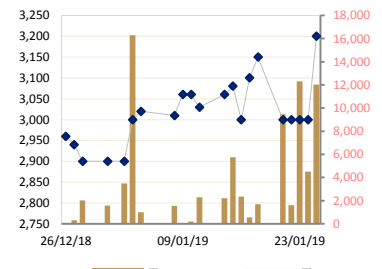
CAMBODIA : China increases rice import quota

Four days after the EU imposed tariffs on rice imported from Cambodia, China agreed on Monday to increase its import quota for Cambodian rice to 400,000 tonnes this year from the previous 300,000 tonnes. If Cambodia can supply the quantity under the new Chinese quota, then that market alone would effectively absorb 63% of Cambodian rice sold abroad based on last year's export of 626,225 tonnes. Prime Minister Hun Sen met with Chinese President Xi Jinping during a four-day visit to Beijing which began on Monday. In a post on his official Facebook page on Tuesday, Hun Sen said that Xi agreed to import 400,000 tonnes of rice from Cambodia this year as part of the plan to increase bilateral trade between the two countries to \$10 billion by 2023. "Although relationships at the international [level] are changing, that between China and Cambodia will still continue to provide a lot of mutual benefits," Hun Sen said, quoting Xi. Both countries confirmed to continue collaborating in the areas of politics, national security, and the economy. The prime minister did not elaborate in detail the terms and conditions under which China agreed to raise the purchase quota of Cambodian rice. *(Phnom Penh Post)*

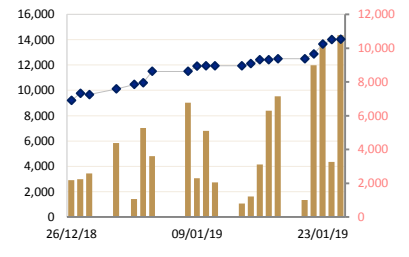
CHINA : Experts say China likely to see growth rebound via policies

CHINA'S economy grew 6.6% year-on-year last year, down from 6.8% in 2017, the National Bureau of Statistics (NBS) said on Monday. Despite the easing of growth, economists said that as China's supportive policies take effect, growth is expected to stabilise and recover as early as the first quarter of the year. The country's GDP for its first time exceeded 90 trillion yuan (\$13.28 trillion) last year. Growth in the fourth quarter of last year was 6.4%, compared with 6.7% in the first three quarters, said NBS head Ning Jizhe at a news conference on Monday. "Overall, the economy performed within a reasonable range in 2018 after it exceeded the preset growth target of about 6.5%." World Bank lead economist for China John Litwack said: "GDP growth in 2018

PPSP DAILY STOCK PRICE



PAS DAILY STOCK PRICE



(CURRENT DAY)

Seller	%	Buyer	%
SBI	37.59	SBI	31.72
CAMPU SEC	19.72	ACS	29.01
Yuanta	18.51	CNS	24.42
PPS	8.60	PPS	6.49
ACS	6.92	GFS	6.34
Total Share (100%)		38,533	

TOP 5 MEMBERS (MTD)

Seller	%	Buyer	%
ACS	22.51	ACS	26.42
SBI	21.37	CNS	20.30
CNS	16.74	PPS	17.74
CAMPU SEC	11.40	GFS	16.29
Yuanta	8.30	SBI	14.48
Total Share (100%)		480,426	

TYPE OF INVESTOR (CURRENT DAY)

Type	Sell	Buy	Net Buy
Securities	-	-	-
Other	-	-	-
Individual	26,368	25,421	(947)
Foreigner	12,165	13,112	947
Total Share (100%)		38,533.00	

TYPES OF INVESTORS (MTD)

Type	Sell	Buy	Net Buy
Securities	11,704	8,762	(2,942)
Other	2,000	-	(2,000)
Individual	267,723	225,957	(41,766)
Foreigner	198,999	245,707	46,708
Total Share (100%)		480,426	

was broadly in line with our expectations since the beginning of the year.” Liu Chunsheng, an associate professor of economics at Central University of Finance and Economics in Beijing, said the growth of the Chinese economy edged down last year partly due to domestic moves to cut debt and uncertainties created by trade disputes with the US. (*CHINA DAILY*)

Historical Trading Data (Latest Month)

Date	Index/Stock	Open	High	Low	Close	Change	Δ (%)	Volume	Value (mil. KHR)	Value (\$)*	Mar. Cap. (mil. KHR)	Remain Quantity	
												Sell	Buy
25/01/19	Index	649.25	658.80	648.78	656.46	16.65	▲2.60%	38,533	320,055,280	80,014	1,982,127	18,784	29,061
	PPWSA	5,700	5,840	5,700	5,840	520.00	▲9.77%	6,838	39,878,640	9,970	507,923	0	10,878
	GTI	6,220	6,300	6,200	6,200	0.00	0.00%	1,397	8,722,000	2,181	248,000	4,343	104
	PPAP	11,100	11,100	11,000	11,100	0.00	0.00%	7,491	83,130,500	20,783	229,596	4,009	4,990
	PPSP	3,000	3,200	2,980	3,200	200.00	▲6.66%	12,034	36,662,400	9,166	185,200	1,566	11,965
PAS	14,020	14,200	13,900	14,020	20.00	▲0.14%	10,773	151,661,740	37,915	811,408	8,866	1,124	
24/01/19	Index	625.80	648.29	625.80	639.81	14.38	▲2.30%	34,247	268,391,580	67,098	1,924,169	32,445	24,362
	PPWSA	4,900	5,320	4,900	5,320	480.00	▲9.91%	10,300	54,434,200	13,609	462,697	0	9,846
	GTI	6,100	6,500	6,100	6,200	-440.00	▼6.62%	5,083	31,743,200	7,936	248,000	13,340	1,410
	PPAP	11,100	11,200	11,100	11,100	-100.00	▼0.89%	11,082	123,127,000	30,782	229,596	3,775	3,982
	PPSP	3,000	3,000	2,970	3,000	0.00	6.62%	4,519	13,547,400	3,387	173,625	9,543	2,950
PAS	13,680	14,400	13,680	14,000	360.00	▲2.63%	3,263	45,539,780	11,385	810,250	5,787	6,174	
23/01/19	Index	617.84	625.43	611.88	625.43	28.45	▲4.77%	31,477	272,052,780	68,013	1,881,255	34,583	26,337
	PPWSA	4,680	4,840	4,680	4,840	160.00	▲3.41%	200	952,000	238	420,950	4,000	15,758
	GTI	6,000	6,640	6,000	6,640	600.00	▲9.93%	450	2,894,420	724	265,600	917	260
	PPAP	11,100	11,200	11,100	11,200	0.00	0.00%	8,331	92,707,200	23,177	231,665	6,679	4,555
	PPSP	3,000	3,000	2,950	3,000	0.00	9.93%	12,301	36,886,000	9,222	173,625	12,420	3,358
PAS	13,780	13,780	13,500	13,640	780.00	▲6.06%	10,195	138,613,160	34,653	789,415	10,567	2,406	
22/01/19	Index	591.49	599.91	590.45	596.98	14.21	▲2.44%	27,897	276,273,480	69,068	1,798,197	45,259	27,205
	PPWSA	4,620	4,800	4,600	4,680	80.00	▲1.73%	4,296	20,067,600	5,017	407,034	13,213	16,898
	GTI	6,000	6,200	5,840	6,040	0.00	0.00%	1,171	7,093,980	1,773	241,600	2,240	265
	PPAP	10,700	11,500	10,560	11,200	700.00	▲6.66%	11,850	129,026,400	32,257	231,665	3,248	4,723
	PPSP	3,000	3,000	3,000	3,000	0.00	0.00%	1,596	4,788,000	1,197	173,625	24,818	2,508
PAS	12,860	12,900	12,500	12,860	360.00	▲2.88%	8,984	115,297,500	28,824	744,273	1,740	2,811	
21/01/19	Index	579.90	582.77	563.54	582.77	0.05	▲0.01%	21,427	99,037,980	24,759	1,755,925	34,520	20,367
	PPWSA	4,600	4,660	4,560	4,600	40.00	▲0.87%	8,924	41,230,540	10,308	400,077	6,161	10,670
	GTI	6,040	6,040	6,040	6,040	540.00	▲9.81%	1,000	6,040,000	1,510	241,600	70	1,051
	PPAP	11,460	11,460	10,360	10,500	-700.00	▼6.25%	1,029	10,971,440	2,743	217,186	2,171	505
	PPSP	3,000	3,000	3,000	3,000	-150.00	▼9.81%	9,464	28,392,000	7,098	173,625	25,351	6,693
PAS	12,000	12,500	12,000	12,500	0.00	0.00%	1,010	12,404,000	3,101	723,438	767	1,448	
18/01/19	Index	580.17	584.43	568.13	582.82	8.56	▲1.49%	75,011	464,425,500	116,106	1,754,006	20,905	20,055
	PPWSA	4,600	4,600	4,500	4,560	60.00	▲1.33%	42,078	190,374,280	47,594	396,598	3,484	11,253
	GTI	5,000	5,500	4,900	5,500	500.00	▲10.00%	15,837	86,624,140	21,656	220,000	1,605	1,908
	PPAP	11,700	11,960	11,000	11,200	-200.00	▼1.75%	8,269	92,787,200	23,197	231,665	4,485	2,669
	PPSP	3,100	3,150	3,080	3,150	50.00	▲10.00%	1,680	5,188,880	1,297	182,306	3,696	3,496
PAS	12,500	12,700	12,300	12,500	80.00	▲0.64%	7,147	89,451,000	22,363	723,438	7,635	729	
17/01/19	Index	566.44	589.51	566.44	574.26	2.10	▲0.37%	15,116	129,705,760	32,426	1,725,401	33,381	16,497
	PPWSA	4,440	4,600	4,440	4,500	20.00	▲0.44%	5,823	26,247,280	6,562	391,379	4,643	9,049
	GTI	4,560	5,060	4,560	5,000	0.00	0.00%	794	3,909,980	977	200,000	4,510	492
	PPAP	11,700	11,900	11,340	11,400	-140.00	▼1.21%	1,647	19,221,400	4,805	235,802	11,997	1,483
	PPSP	3,160	3,180	3,100	3,100	100.00	▲0.00%	561	1,772,860	443	179,413	5,229	3,308
PAS	12,400	13,000	12,300	12,420	20.00	▲0.16%	6,291	78,554,240	19,639	718,808	7,002	2,165	
16/01/19	Index	540.12	577.22	540.12	572.16	8.41	▲1.49%	15,361	104,489,480	26,122	1,719,612	38,741	16,707
	PPWSA	4,500	4,500	4,400	4,480	-20.00	▼0.44%	6,922	30,980,600	7,745	389,640	21,503	9,318
	GTI	5,460	5,460	5,000	5,000	-220.00	▼4.21%	851	4,281,200	1,070	200,000	4,457	510
	PPAP	10,720	11,540	10,720	11,540	1040.00	▲9.90%	2,130	23,838,540	5,960	238,698	240	2,087
	PPSP	3,080	3,090	3,000	3,000	-80.00	▼4.21%	2,354	7,218,080	1,805	173,625	12,139	2,148
PAS	10,920	12,500	10,920	12,400	300.00	▲2.47%	3,104	38,171,060	9,543	717,650	402	2,644	
15/01/19	Index	563.10	571.83	560.01	563.75	5.92	▲1.06%	29,293	148,148,240	37,037	1,517,653	46,210	23,124
	PPWSA	4,500	4,660	4,440	4,500	100.00	▲2.27%	19,620	88,331,880	22,083	391,379	22,218	14,172
	GTI	5,600	5,600	5,220	5,220	-320.00	▼5.77%	179	961,620	240	208,800	3,547	824
	PPAP	10,300	10,600	10,300	10,500	520.00	▲5.21%	2,528	26,495,920	6,624	217,186	4,837	4,026
	PPSP	3,080	3,080	3,060	0	20.00	▲5.77%	5,744	17,673,120	4,418	0	11,185	1,864
PAS	12,020	12,100	12,000	12,100	160.00	▲1.34%	1,222	14,685,700	3,671	700,288	4,423	2,238	
14/01/19	Index	548.64	560.63	547.08	557.83	10.39	▲1.90%	26,806	159,869,640	39,967	1,678,837	43,920	29,538
	PPWSA	4,260	4,400	4,260	4,400	140.00	▲3.28%	7,185	30,882,740	7,721	382,682	8,160	15,743
	GTI	5,140	5,700	5,100	5,540	340.00	▲6.53%	11,981	67,513,620	16,878	221,600	8,370	3,054

	PPAP	9,520	10,400	9,520	9,980	500.00	▲5.27%	4,636	45,152,280	11,288	206,430	5,753	7,349
	PPSP	3,080	3,080	3,000	3,060	30.00	▲6.53%	2,210	6,794,800	1,699	177,098	18,318	3,125
	PAS	12,000	12,000	11,940	11,940	0.00	0.00%	794	9,526,200	2,382	691,028	3,319	267
11/01/19	Index	538.30	547.44	533.60	547.44	8.55	▲1.59%	34,900	190,908,480	47,727	1,640,982	53,424	35,587
	PPWSA	4,200	4,260	4,180	4,260	60.00	▲1.42%	13,442	56,695,220	14,174	370,506	10,135	9,064
	GTI	4,780	5,200	4,320	5,200	420.00	▲0.53%	13,509	69,085,180	17,271	208,000	10,706	13,116
	PPAP	9,200	9,480	9,200	9,480	480.00	▲5.33%	3,602	33,776,020	8,444	196,088	5,334	6,881
	PPSP	3,030	3,030	2,940	3,030	-30.00	▼8.78%	2,296	6,890,520	1,723	175,361	22,165	4,223
	PAS	11,940	11,940	11,900	11,940	20	▲0.16%	2,051	24,461,540	6,115	691,028	5,084	2,303
10/01/19	Index	534.28	538.89	529.07	538.89	5.80	▲1.09%	20,565	131,413,270	32,853	1,609,614	34,788	27,402
	PPWSA	4,080	4,200	4,080	4,200	80.00	▲1.94%	11,353	47,179,460	11,795	365,287	2,624	17,985
	GTI	4,720	4,780	4,320	4,780	100.00	▲2.13%	2,862	13,569,780	3,392	191,200	4,874	1,559
	PPAP	9,000	9,420	8,600	9,000	420.00	▲0.00%	1,043	9,413,320	2,353	186,159	1,723	5,667
	PPSP	3,000	3,060	3,000	3,060	0.00	2.13%	208	635,010	159	177,098	17,151	1,567
	PAS	11,900	11,920	11,620	11,920	20.00	▲0.16%	5,099	60,615,700	15,154	689,870	8,416	624
09/01/19	Index	522.39	533.09	515.37	533.09	11.84	▲2.27%	30,706	146,909,780	36,727	1,588,811	28,603	18,648
	PPWSA	4,200	4,200	4,100	4,120	-40.00	▼0.96%	27,775	115,734,300	28,934	358,329	6,025	5,120
	GTI	4,300	4,680	4,300	4,680	240.00	▲5.40%	264	1,161,060	290	187,200	4,141	7,553
	PPAP	8,580	8,600	8,580	8,580	-20.00	▼0.23%	330	2,834,820	709	177,472	10,026	2,305
	PPSP	3,050	3,060	3,010	3,060	50.00	▲5.40%	35	106,800	27	177,098	3,291	1,680
	PAS	11,540	11,900	11,300	11,900	400.00	▲3.47%	2,302	27,072,800	6,768	688,713	5,120	1,990
08/01/19	Index	532.97	534.32	514.09	521.25	5.05	▼0.96%	15,841	137,721,350	34,430	1,557,060	35,457	17,687
	PPWSA	4,200	4,200	4,080	4,160	-40.00	▼0.95%	1,439	5,999,660	1,500	361,808	10,050	8,066
	GTI	4,360	4,440	4,360	4,440	-360.00	▼7.50%	1,135	5,036,300	1,259	177,600	8,181	3,418
	PPAP	8,600	8,600	8,520	8,600	0.00	0.00%	4,953	42,570,880	10,643	177,886	7,995	2,202
	PPSP	3,000	3,070	3,000	3,010	-10.00	▼7.50%	1,550	4,695,810	1,174	174,204	2,300	2,405
	PAS	12,000	12,000	11,220	11,500	0.00	0.00%	6,764	79,418,700	19,855	665,563	6,931	1,596
04/01/19	Index	499.58	526.92	499.58	526.30	22.94	▲4.56%	15,972	102,866,110	25,717	1,575,518	21,746	20,534
	PPWSA	4,200	4,280	4,140	4,200	-160.00	▼3.66%	3,786	15,845,200	3,961	365,287	15,620	6,161
	GTI	4,800	4,800	4,800	4,800	100.00	▲2.12%	5,774	27,715,200	6,929	192,000	4,743	3,462
	PPAP	8,200	8,600	8,140	8,600	680.00	▲8.58%	1,805	15,232,760	3,808	177,886	66	4,644
	PPSP	3,000	3,090	3,000	3,020	20.00	▲2.12%	1,005	3,015,310	754	174,783	468	3,821
	PAS	11,200	11,620	11,200	11,500	920.00	▲8.69%	3,602	41,057,640	10,264	665,563	849	2,446
03/01/19	Index	490.76	504.84	487.94	503.36	14.01	▼2.86%	35,267	172,090,740	43,023	1,516,966	6,604	17,254
	PPWSA	4,240	4,380	4,140	4,360	160.00	▲3.80%	4,585	19,741,560	4,935	379,203	3,512	1,778
	GTI	4,700	4,720	4,580	4,700	360.00	▲8.29%	7,357	34,470,500	8,618	188,000	1,164	2,722
	PPAP	7,900	8,180	7,660	7,920	280.00	▲3.66%	1,775	13,862,260	3,466	163,820	946	6,058
	PPSP	3,000	3,000	3,000	3,000	100.00	▲8.29%	16,286	48,858,000	12,215	173,625	419	2,110
	PAS	10,480	10,600	10,460	10,580	120.00	▲1.14%	5,264	55,158,420	13,790	612,318	563	4,586
02/01/19	Index	497	497	479	489	8.37	▲1.74%	12,007	56,507,540	14,127	1,470,126	36,794	21,338
	PPWSA	4,200	4,200	4,060	4,200	0.00	0.00%	4,518	18,973,500	4,743	365,287	4,049	5,441
	GTI	4,460	4,500	4,260	4,340	20.00	▲0.46%	1,871	8,303,720	2,076	173,600	6,162	2,873
	PPAP	7,660	7,680	7,640	7,640	-40.00	▼0.52%	1,056	8,099,720	2,025	158,029	9,408	2,813
	PPSP	2,900	2,900	2,900	2,900	0.00	0.46%	3,500	10,150,000	2,538	167,838	15,524	1,740
	PAS	10,220	10,800	10,100	10,460	360.00	▲3.56%	1,062	10,980,600	2,745	605,373	1,651	8,471
31/12/18	Index	471.17	489.81	471.17	480.98	9.81	2.08%	19,602	106,689,640	26,672	1,449,318	40,847	18,400
	PPWSA	4,180	4,200	4,040	4,200	0.00	0.00%	11,658	48,578,520	12,145	365,287	4,496	2,515
	GTI	4,560	4,560	4,320	4,320	-40.00	▼0.91%	1,838	8,113,220	2,028	172,800	5,023	3,011
	PPAP	7,600	7,680	7,600	7,680	0.00	0.00%	147	1,120,960	280	158,856	10,141	4,667
	PPSP	2,900	2,900	2,900	2,900	0.00	0.91%	1,573	4,561,700	1,140	167,838	18,696	2,128
	PAS	9,900	10,500	9,900	10,100	440.00	▲4.55%	4,386	44,315,240	11,079	584,538	2,491	6,079
28/12/18	Index	460.34	471.17	458.00	471.17	4.52	▲0.97%	28,944	132,164,540	33,041	1,425,453	44,888	21,500
	PPWSA	3,880	4,200	3,880	4,200	200.00	▲5.00%	5,916	24,484,200	6,121	365,287	5,132	2,200
	GTI	3,700	4,360	3,700	4,360	340.00	▲8.45%	18,065	74,019,280	18,505	174,400	3,150	8,238
	PPAP	7,740	7,740	7,600	7,680	-140.00	▼1.79%	376	2,878,180	720	158,856	10,679	4,966
	PPSP	2,850	2,900	2,850	2,900	-40.00	▼8.45%	2,010	5,828,500	1,457	167,838	22,298	801
	PAS	9,760	9,780	9,640	9,660	-100.00	▼1.02%	2,577	24,954,380	6,239	559,073	3,629	5,295
27/12/18	Index	454.73	471.53	454.73	466.65	15.25	▲3.38%	19,928	99,485,130	24,871	1,405,457	46,003	23,161
	PPWSA	3,910	4,200	3,910	4,000	0.00	0.00%	4,185	16,860,400	4,215	347,893	5,105	2,711
	GTI	3,650	4,100	3,650	4,020	260.00	▲6.91%	11,558	47,234,270	11,809	160,800	15,674	3,483
	PPAP	7,800	7,840	7,600	7,820	-40.00	▼0.50%	1,633	12,692,360	3,173	161,752	10,968	5,338
	PPSP	2,940	2,940	2,940	2,940	-20.00	▼6.91%	315	926,100	232	170,153	10,140	630
	PAS	9,480	10,000	9,480	9,760	560.00	▲6.08%	2,237	21,772,000	5,443	564,860	4,116	10,999

Source: Data from CSX, and Compiled by ACS
*Exchange Rate: USD1=KHR4,000

DISCLAIMER

ALL RESEARCH is based on material compiled from data considered to be reliable at the time of writing. However, information and opinions expressed will be subject to change at short notice, and no part of this report is to be construed as an offer or solicitation of an offer to transact any securities or financial instruments whether referred to herein or otherwise. We do not accept any liability directly or indirectly that may arise from investment decision-making based on this report. The company, its directors, officers, employees and/or connected persons may periodically hold an interest in the securities mentioned.

All Rights Reserved. No part of this publication may be used or re-produced without expressed permission from [ACLEDA SECURITIES PLC.](#)

ACLEDA IN GROUP

ACLEDA BANK PLC.

HEADQUARTERS

61, Preah Monivong Blvd., Sangkat Srah Chork,
Khan Daun Penh, Phnom Penh, Kingdom of Cambodia.

P.O. Box: 1149

Tel: (855) 23 998 777 / 430 999

Fax: (855) 23 998 666 / 430 555

E-mail: acledabank@acledabank.com.kh

Website: www.acledabank.com.kh

SWIFT: ACLBKHPP

ACLEDA SECURITIES PLC.

HEADQUARTERS

5TH Floor ACLEDA Building
5th Floor, ACLEDA Building # 61, Preah Monivong Blvd.,
Sangkat Srah Chork,

Khan Daun Penh, Phnom Penh, Kingdom of Cambodia.

Tel: (855) 23 723 388 / 999 966 / 999 977

Email: acs.rep@acledasecurities.com.kh

Website: www.acledasecurities.com.kh

ACLEDA BANK PLC.

CASH SETTLEMENT, SECURITIES REGISTRAR, SECURITIES TRANSFER, AND
PAYING AGENT

HEADQUARTERS

61, Preah Monivong Blvd., Sangkat Srah Chork,
Khan Daun Penh, Phnom Penh, Kingdom of Cambodia.

P.O. Box: 1149

Tel: (855) 23 998 777 / 430 999

Fax: (855) 23 998 666 / 430 555

E-mail: acledabank@acledabank.com.kh

Website: www.acledabank.com.kh

SWIFT: ACLBKHPP

ACLEDA INSTITUTE OF BUSINESS

HEADQUARTERS

Address: #1397, Phnom Penh-Hanoi
Friendship Blvd., Phum Anlong Kngan, Sangkat Khmuonh, Khan
Saensokh, Phnom Penh, Kingdom of Cambodia

P. O. Box: 1149

Tel: + 855 (0)23 986 937 / 999 944

E-mail: info@acleda-aib.edu.kh

Website: www.acleda-aib.edu.kh

ACLEDA BANK LAO LTD.

HEADQUARTERS

#372, corner of Dongpalane and Dongpaina road,
Unit 21, Phonesavanh Neua village, Sisattanak district,
Vientiane capital, Lao PDR.

P.O. Box: 1555

Tel: +856 (0)21 264 998 / 219 231

Fax: +856 (0)21 264 995

E-mail: acledabank@acledabank.com.la

Website: www.acledabank.com.la

SWIFT: ACLBLALA

CREDIT BUREAU (CAMBODIA) CO., LTD

2ND FLOOR

#10 Street 242, Chaktomuk,
Daun Penh, Phnom Penh, Cambodia

Mobile : (855) 16 370 707 (Main)

: (855) 12 303 032

ACLEDA MFI MYANMAR Co., LTD.

HEADQUARTERS

#186(B), ShweGonTaing Road, Yae Tar Shae Block,
Bahan Township, Yangon Region,
The Republic of the Union of Myanmar.

Tel: (+95-1) 559 475 / 552 956

Website: www.acledamfi.com.mm

ACLEDA PROPERTIES LTD.

HEADQUARTERS

61, Preah Monivong Blvd., Sangkat Srah Chork,
Khan Daun Penh, Phnom Penh, Kingdom of Cambodia.