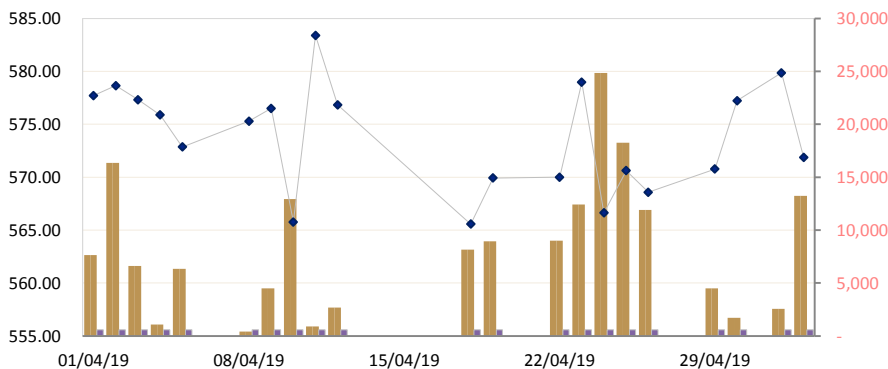




CAMBODIA SECURITIES EXCHANGE: MARKET SUMMARY

Index	579.85	584.04	571.87	-7.98	▼1.40	13,237	110,496,400
PPWSA	5,600	5,600	5,600	0	0.00	2,130	11,749,640
GTI	4,440.00	4,300.00	4,400.00	-40.00	▼0.91	251	1,082,300
PPAP	9,200	9,100	9,200	0	0.00	1,488	13,547,300
PPSP	3,000.00	2,900.00	2,900.00	-100.00	▼3.45	3,198	9,240,560
PAS	12,420	12,600	12,180	-240	▼1.97	6,170	74,876,600

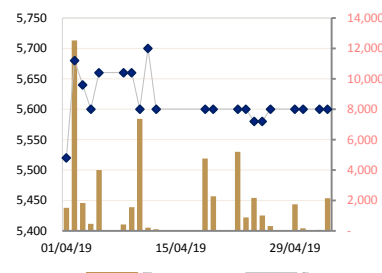
CSX DAILY STOCK INDEX (Last 30 Days)



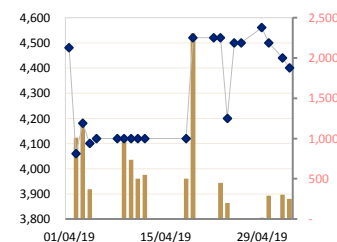
LISTED COMPANIES

PPWSA	Phnom Penh Water Supply Authority
Industry	Water Utility
GTI	Grant Twins Int. (Cambodia) Plc.
Industry	Apparel Clothing
PPAP	Phnom Penh Autonomous Port.
Industry	Port Services
PPSP	Phnom Penh SEZ PLC.
Industry	SEZ Developer
PAS	Sihanouk Ville Autonomous Port.
Industry	Port Services

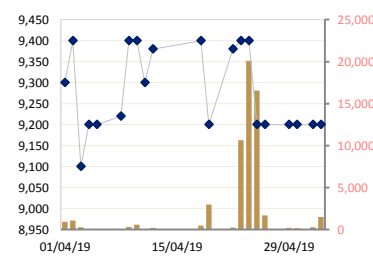
PPWSA DAILY STOCK PRICE



GTI DAILY STOCK PRICE



PPAP DAILY STOCK PRICE



SECURITIES NEWS

CAMBODIA : Port cargo traffic at Sihanoukville sees 16% first quarter rise

In the first quarter of this year, cargo traffic through the Sihanoukville Autonomous Port rose 16% year-on-year, according to Minister of Public Works and Transport Sun Chanthol. Chanthol, speaking at the 133rd International Labour Day anniversary in Preah Sihanouk province on Wednesday, said the volume of goods through Sihanoukville Autonomous Port was 139,889 twenty-foot equivalent units (TEUs) during the period, up 16% on to the same period last year. Cargo crossing the Cambodia Securities Exchange listed port last year totalled 541,228 TEUs a 17.7% increase compared to 2017's \$72 million according to a ministerial report. According to Chanthol, the port expects container volumes to exceed 700,000 TEUs by next year and more than 1,000,000 by 2023. He added that to respond to future growth, Sihanoukville Autonomous Port should also strengthen and expand its lift-on lift-off capacity and warehouses. "The port must also have a comprehensive strategy such as lower lift-on lift-off fees, logistics services, strengthening management efficiency to reinforce competitiveness," he said. (Phnom Penh Post)

BUSINESS & ECONOMIC NEWS

CAMBODIA : Cambodia to join World Economic Forum digital growth project

The World Economic Forum has requested Cambodia's participation in an Asean-wide programme to promote digital development and electronic payments. During a meeting Tuesday with Pan Sorasak, the Minister of Commerce, Justin Wood, WEF's director for Asia-Pacific and executive committee member, said the Kingdom's collaboration is needed to successfully implement the programme. "The Digital Asean and E-payment programme, initiated by the World Economic Forum, needs Cambodia's participation as it can provide important input," he was quoted as saying in a ministry statement published. During the meeting, Minister Sorasak stressed the important role technology plays in facilitating trade and business in Industry 4.0. "The ministry supports this project," Mr Sorasak said, according to the press release. "The Cambodian government is working to facilitate the transformation of the country

into a digital economy, in line with Industry 4.0, to increase accountability and transparency in public services and create sustainable economic growth". (*Khmer Times*)

CAMBODIA : Siem Reap named top tourist destination in Southeast Asia

Siem Reap was named the top tourist destination in Southeast Asia by Germany-based online travel platform YouDiscover. The Cambodian city was followed by Bangkok and Singapore, who came in second and third respectively. Published earlier this month, the list includes 15 destinations in 11 countries and ranks them based on three criteria accommodation options, trips and "experiences". Siem Reap came on top owing to the presence of the Unesco-listed Angkor Archaeological Complex. Phnom Penh came in at number fourth while Battambang took the 13th spot in the list. Ho Vandy, secretary-general of the National Tourism Alliance, welcomed the news but remarked that Siem Reap's Angkor Wat already tops many of the world's lists for best tourism spots. Nonetheless, he said that "this recognition will help increase Siem Reap's popularity widely and will attract more international tourists to the city". Thourn Sinan, chairman of the Cambodian chapter of the Pacific Asia Travel Association (PATA), echoed a similar sentiment. (*Khmer Times*)

CAMBODIA : Rubber production up 32%

Rubber production increased by 32% in the first quarter of the year, with most of it shipped abroad, according to the latest official report. From January to March, Cambodia produced 48,778 tonnes of rubber, an increase of 11,753 tonnes compared to the same quarter in 2018. The rubber was harvested in 201,519 hectares of land, with total rubber tree plantations in the Kingdom equalling 436,357 hectares, the report shows. Most of the production (48,192 tonnes) was exported, an increase of 23%. However, the average price the commodity fetches declined by 12%, reaching just \$1,279 per tonne. Pol Sopha, director general of the general directorate of rubber, said yesterday that the price drop in the international market presents an important challenge for the industry, but added that "farmers and small producers are okay with the current price." Vietnam is Cambodia's biggest rubber market, although the Kingdom also exports to Malaysia. (*Khmer Times*)

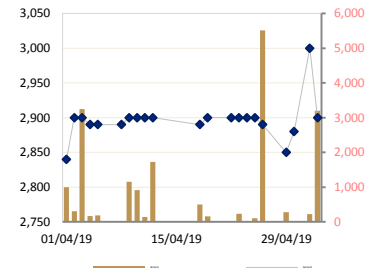
WORLD : Central banks boost gold demand

The world's demand for gold rose in the first three months of this year as central banks diversified away from the dollar amid concern over geopolitical instability, the World Gold Council (WGC) industry body said on Thursday. Global demand increased by 7% to 1,053.3 tonnes in the first quarter compared to a year earlier, the WGC said in a quarterly report on the precious metal. Purchases by central banks hit 145.5 tonnes of gold, up 68%. That was the best performance for that period since 2013. "Central banks are diversifying away from the dollar," said WGC spokesman John Mulligan. The report added that "diversification and a desire for safe, liquid assets were again the main drivers of the purchases". Gold demand from exchange-traded funds (ETFs) meanwhile jumped 49% to 40.3 tonnes. ETFs which allow investment without trading on the futures market witnessed the biggest inflows in the US and also in Europe. ETF demand for gold was "underpinned by continued geopolitical instability" in Europe, the WGC said. (*AFP*)

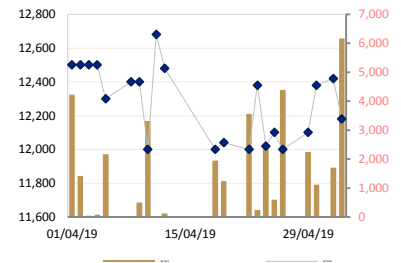
VIETNAM : Vietnamese expressway to connect with Cambodian border

Vietnam's Ministry of Transport is studying a proposal to build an expressway from Ho Chi Minh City to Moc Bai, in the border with Cambodia, according to Vietnamese news outlets. The project could eventually be linked to another proposed project, the expressway between Phnom Penh and Bavet city, also in the border. A pre-feasibility study on the Ho Chi Minh-Moc Bai expressway, which would run for 53.5 kilometres, was recently submitted to the Vietnamese Ministry of Transport and will need to be approved by Vietnam's Prime Minister, Nguyen Xuan Phuc. The news surfaced during a meeting between the mayor of Ho Chi Minh City and the governor of Tay Ninh province, in the border with Cambodia. During the meeting, it was revealed that the project, if granted approval, would be connected to Cambodia's Phnom Penh-Bavet expressway at the Moc Bai international border gate that separates the countries. Speaking on Friday, Va Sim Sorya, spokesperson for Cambodia's Ministry of Public Works and Transportation, said he wasn't aware of the Vietnamese expressway project, but noted that both nations signed

PPSP DAILY STOCK PRICE



PAS DAILY STOCK PRICE



a memorandum of understanding in 2017 to study the possibility of building an expressway to connect them. *(Khmer Times)*

Historical Trading Data (Latest Month)

Date	Index/Stock	Open	High	Low	Close	Change	Δ (%)	Volume	Value (mil. KHR)	Value (\$)*	Mar. Cap. (mil. KHR)	Remain Quantity	
												Sell	Buy
03/05/19	Index	584.04	584.04	561.69	571.87	-7.98	▼1.38%	13,237	110,496,400	27,624	1,937,221	126,085	8,649
	PPWSA	5,600	5,600	5,400	5,600	0.00	0.00%	2,130	11,749,640	2,937	487,050	2,647	2,265
	GTI	4,300	4,400	4,300	4,400	-40.00	▼0.90%	251	1,082,300	271	176,000	889	2,527
	PPAP	9,100	9,200	9,100	9,200	0.00	0.00%	1,488	13,547,300	3,387	190,296	43,482	1,425
	PPSP	2,900	2,900	2,800	2,900	-100.00	▼3.33%	3,198	9,240,560	2,310	208,438	42,953	2,025
	PAS	12,600	12,600	12,100	12,180	-240.00	▼1.93%	6,170	74,876,600	18,719	875,438	36,114	407
02/05/19	Index	574.12	579.85	574.12	579.85	2.62	0.45%	2,548	25,727,720	6,432	1,963,258	26,503	13,101
	PPWSA	5,600	5,600	5,600	5,600	0.00	0.00%	58	324,800	81	487,050	7,171	1,707
	GTI	4,300	4,440	4,300	4,440	-60.00	▼1.33%	303	1,303,320	326	177,600	553	2,421
	PPAP	9,200	9,200	9,200	9,200	0.00	0.00%	266	2,447,200	612	190,296	13,547	2,223
	PPSP	3,020	3,020	3,000	3,000	120.00	▲1.33%	221	664,600	166	215,625	1,494	2,664
	PAS	12,340	12,440	12,340	12,420	40.00	▲0.32%	1,700	20,987,800	5,247	892,688	3,738	4,086
30/04/19	Index	568.41	578.71	568.41	577.23	6.46	▲1.13%	1,707	17,189,000	4,297	1,954,158	55,071	8,887
	PPWSA	5,500	5,660	5,500	5,600	0.00	0.00%	155	866,000	217	487,050	2,467	1,444
	GTI	4,500	4,500	4,500	4,500	-60.00	▼1.31%	290	1,305,000	326	180,000	938	1,471
	PPAP	9,020	9,200	9,020	9,200	0.00	0.00%	150	1,362,000	341	190,296	28,487	1,438
	PPSP	2,880	2,880	2,880	2,880	30.00	▲1.31%	0	0	0	207,000	21,140	2,505
	PAS	12,100	12,380	12,100	12,380	280.00	▲2.31%	1,112	13,656,000	3,414	889,813	2,039	2,029
29/04/19	Index	564.46	578.63	564.46	570.77	2.20	▲0.39%	4,485	39,513,560	9,878	1,934,277	55,111	6,787
	PPWSA	5,500	5,600	5,500	5,600	0.00	0.00%	1,748	9,665,080	2,416	487,050	2,008	2,424
	GTI	4,560	4,560	4,560	4,560	60.00	▲1.33%	15	68,400	17	182,400	788	473
	PPAP	9,300	9,300	9,200	9,200	0.00	0.00%	200	1,850,000	463	190,296	28,604	22
	PPSP	2,800	2,890	2,760	2,850	-40.00	▼1.33%	278	781,680	195	204,844	21,740	2,221
	PAS	12,380	12,380	12,040	12,100	100.00	▲0.83%	2,244	27,148,400	6,787	869,688	1,971	1,647
26/04/19	Index	566.92	570.90	564.59	568.57	-2.05	▼0.36%	11,913	85,992,590	21,498	1,927,565	98,867	11,520
	PPWSA	5,600	5,600	5,580	5,600	20.00	▲0.35%	316	1,765,480	441	487,050	7,010	1,899
	GTI	4,500	4,500	4,500	4,500	0.00	0.00%	0	0	0	180,000	575	803
	PPAP	9,300	9,300	9,200	9,200	0.00	0.00%	1,695	15,596,000	3,899	190,296	57,213	786
	PPSP	2,710	2,890	2,710	2,890	-10.00	▼0.00%	5,511	15,881,610	3,970	207,719	31,200	6,956
	PAS	12,100	12,100	12,000	12,000	-100.00	▼0.82%	4,391	52,749,500	13,187	862,500	2,869	1,076
25/04/19	Index	565.50	570.62	565.50	570.62	3.99	▲0.70%	18,255	165,990,140	41,498	1,933,731	84,956	15,956
	PPWSA	5,580	5,580	5,580	5,580	0.00	0.00%	1,000	5,580,000	1,395	485,310	15,519	6,948
	GTI	4,500	4,500	4,500	4,500	300.00	▲7.14%	0	0	0	180,000	898	4,168
	PPAP	9,200	9,300	9,200	9,200	-200.00	▼2.12%	16,553	152,821,900	38,205	190,296	30,084	1,566
	PPSP	2,900	2,900	2,900	2,900	0.00	7.14%	100	290,000	73	208,438	36,480	1,200
	PAS	12,180	12,180	12,100	12,100	80.00	▲0.66%	602	7,298,240	1,825	869,688	1,975	2,074
24/04/19	Index	578.96	578.96	566.63	566.63	-12.33	▼2.13%	24,856	226,628,700	56,657	1,920,118	94,125	16,064
	PPWSA	5,600	5,600	5,580	5,580	-20.00	▼0.35%	2,170	12,142,000	3,036	485,310	8,219	2,028
	GTI	4,500	4,500	4,200	4,200	-320.00	▼7.07%	198	861,600	215	168,000	925	4,401
	PPAP	9,200	9,400	9,200	9,400	0.00	0.00%	20,100	184,940,000	46,235	194,433	16,787	4,745
	PPSP	2,900	2,900	2,900	2,900	0.00	7.07%	0	0	0	208,438	36,230	3,576
	PAS	12,020	12,100	12,000	12,020	-360.00	▼2.90%	2,388	28,685,100	7,171	863,938	31,964	1,314
23/04/19	Index	569.08	580.37	569.08	578.96	8.96	▼1.57%	12,432	108,490,400	27,123	1,960,533	49,458	24,548
	PPWSA	5,660	5,660	5,600	5,600	0.00	0.00%	870	4,873,800	1,218	487,050	9,019	1,874
	GTI	4,100	4,520	4,100	4,520	0.00	0.00%	450	1,950,000	488	180,800	623	4,557
	PPAP	9,200	9,500	9,200	9,400	20.00	▲0.21%	10,633	97,958,200	24,490	194,433	1,064	9,379
	PPSP	2,900	2,900	2,900	2,900	0.00	0.00%	230	667,000	167	208,438	36,440	6,020
	PAS	12,200	12,380	12,200	12,380	380.00	▲3.16%	249	3,041,400	760	889,813	2,312	2,718
22/04/19	Index	569.92	571.31	568.99	570.00	0.08	▲0.01%	9,002	74,208,300	18,552	1,724,369	49,275	2,899
	PPWSA	5,600	5,600	5,600	5,600	0.00	0.00%	5,205	29,148,000	7,287	487,050	3,997	1,034
	GTI	4,520	4,520	4,520	4,520	0.00	0.00%	0	0	0	180,800	375	890
	PPAP	9,200	9,380	9,200	9,380	180.00	▲1.95%	236	2,195,680	549	194,019	11,126	267
	PPSP	2,900	2,900	2,900	0	0.00	0.00%	0	0	0	0	31,460	511
	PAS	12,100	12,100	12,000	12,000	-40.00	▼0.33%	3,561	42,864,620	10,716	862,500	2,317	197
19/04/19	Index	566.04	580.93	566.04	569.92	4.35	0.77%	8,948	66,317,100	16,579	1,931,958	48,097	8,168
	PPWSA	5,620	5,620	5,600	5,600	0.00	0.00%	2,263	12,673,800	3,168	487,050	4,655	1,055
	GTI	4,300	4,520	4,300	4,520	400.00	▲9.70%	2,306	10,226,000	2,557	180,800	417	1,094
	PPAP	9,400	9,400	9,200	9,200	-200.00	▼2.12%	2,980	27,971,800	6,993	190,296	7,991	2,415
	PPSP	2,890	2,900	2,890	2,900	10.00	▲9.70%	160	463,900	116	208,438	32,220	1,014
	PAS	12,600	12,600	12,000	12,040	40.00	▲0.33%	1,239	14,981,600	3,745	865,375	2,814	2,590

18/04/19	Index	588.94	593.10	562.53	565.57	-11.26	▼1.95%	8,167	57,470,920	14,368	1,916,501	50,031	10,549
	PPWSA	5,700	5,700	5,400	5,600	0.00	0.00%	4,750	25,825,400	6,456	487,050	3,717	809
	GTI	4,120	4,120	4,120	4,120	0.00	0.00%	500	2,060,000	515	164,800	1,066	1,270
	PPAP	9,700	9,700	9,400	9,400	20.00	▲0.21%	466	4,410,400	1,103	194,433	11,319	1,717
	PPSP	2,900	2,900	2,890	2,890	-10.00	▼0.00%	500	1,449,000	362	207,719	32,460	6,302
	PAS	13,000	13,000	12,000	12,000	-480.00	▼3.84%	1,951	23,726,120	5,932	862,500	1,469	451
12/04/19	Index	583.40	583.40	576.36	576.83	-6.57	1.13%	2,674	11,023,320	2,756	1,951,307	51,030	8,376
	PPWSA	5,700	5,700	5,580	5,600	-100.00	▼1.75%	105	588,300	147	487,050	6,044	1,168
	GTI	4,200	4,200	4,120	4,120	0.00	0.00%	550	2,308,160	577	164,800	790	1,327
	PPAP	9,380	9,380	9,380	9,380	80.00	▲0.00%	175	1,641,500	410	194,019	10,205	926
	PPSP	2,900	2,900	2,890	2,900	0.00	0.00%	1,725	4,997,000	1,249	208,438	32,633	2,442
	PAS	12,680	12,680	12,480	12,480	-200.00	▼1.57%	119	1,488,360	372	897,000	1,358	2,513
11/04/19	Index	565.76	583.96	565.76	583.40	17.64	▲3.12%	891	4,068,160	1,017	1,972,724	46,320	13,044
	PPWSA	5,600	5,700	5,600	5,700	100.00	▲1.78%	210	1,178,000	295	495,747	3,893	2,885
	GTI	4,120	4,120	4,120	4,120	0.00	0.00%	500	2,060,000	515	164,800	850	1,997
	PPAP	9,300	9,300	9,300	9,300	-100.00	▼1.06%	37	344,100	86	192,365	10,143	1,966
	PPSP	2,900	2,900	2,900	2,900	0.00	0.00%	137	397,300	99	208,438	28,549	2,465
	PAS	12,680	12,680	12,680	12,680	680.00	▲5.66%	7	88,760	22	911,375	2,885	3,731
10/04/19	Index	565.76	577.44	564.46	565.76	-10.74	▼1.86%	12,928	92,440,140	23,110	1,917,220	43,022	14,612
	PPWSA	5,540	5,700	5,540	5,600	-60.00	▼1.06%	7,365	41,279,240	10,320	487,050	892	2,342
	GTI	4,120	4,120	4,000	4,120	0.00	0.00%	738	3,012,000	753	164,800	0	5,248
	PPAP	9,400	9,400	9,400	9,400	0.00	0.00%	590	5,546,000	1,387	194,433	9,410	318
	PPSP	2,900	2,900	2,900	2,900	0.00	0.00%	912	2,644,800	661	208,438	28,664	6,324
	PAS	12,000	12,400	12,000	12,000	-400.00	▼3.22%	3,323	39,958,100	9,990	862,500	4,056	380
09/04/19	Index	575.29	589.46	575.08	576.50	1.21	▲0.21%	4,491	25,252,480	6,313	1,951,189	51,107	13,244
	PPWSA	5,660	5,680	5,600	5,660	0.00	0.00%	1,543	8,711,380	2,178	492,268	8,694	5,775
	GTI	4,120	4,120	4,120	4,120	0.00	0.00%	1,000	4,120,000	1,030	164,800	626	1,900
	PPAP	9,400	9,400	9,400	9,400	180.00	▲1.95%	300	2,820,000	705	194,433	10,460	1,227
	PPSP	2,880	2,900	2,880	2,900	10.00	▲0.00%	1,155	3,347,900	837	208,438	30,357	2,887
	PAS	13,000	13,000	12,400	12,400	0.00	0.00%	493	6,253,200	1,563	891,250	970	1,455
08/04/19	Index	572.85	575.29	572.85	575.29	2.44	0.43%	416	2,354,560	589	1,946,747	51,339	14,204
	PPWSA	5,660	5,660	5,660	5,660	0.00	0.00%	416	2,354,560	589	492,268	6,359	1,833
	GTI	4,120	4,120	4,120	4,120	0.00	0.00%	0	0	0	164,800	350	5,707
	PPAP	9,220	9,220	9,220	9,220	20.00	▲0.21%	0	0	0	190,710	11,560	1,148
	PPSP	2,890	2,890	2,890	2,890	0.00	0.00%	0	0	0	207,719	30,662	2,251
	PAS	12,400	12,400	12,400	12,400	100.00	▲0.81%	0	0	0	891,250	2,408	3,265
05/04/19	Index	576	577	565	573	-3.02	▼0.52%	6,338	49,131,620	12,283	1,939,146	57,530	19,467
	PPWSA	5,620	5,660	5,600	5,660	60.00	▲1.07%	3,990	22,503,600	5,626	492,268	11,306	2,943
	GTI	4,120	4,120	4,120	4,120	20.00	▲0.48%	0	0	0	164,800	905	8,943
	PPAP	9,200	9,200	9,200	9,200	0.00	0.00%	0	0	0	190,296	10,480	1,341
	PPSP	2,890	2,890	2,890	2,890	0.00	0.48%	184	531,760	133	207,719	30,672	3,702
	PAS	12,500	12,500	12,000	12,300	-200.00	▼1.60%	2,164	26,096,260	6,524	884,063	4,167	2,538
04/04/19	Index	577.32	577.95	575.87	575.87	-1.45	▲0.25%	1,081	5,605,840	1,401	1,947,502	55,251	15,626
	PPWSA	5,640	5,640	5,600	5,600	-40.00	▼0.70%	464	2,608,000	652	487,050	9,710	3,811
	GTI	4,300	4,300	4,100	4,100	-80.00	▼1.91%	372	1,530,600	383	164,000	460	5,518
	PPAP	9,200	9,200	9,200	9,200	100.00	▲1.09%	0	0	0	190,296	11,716	1,983
	PPSP	2,890	2,890	2,890	2,890	-10.00	▼1.91%	166	479,740	120	207,719	30,906	3,595
	PAS	12,500	12,500	12,500	12,500	0.00	0.00%	79	987,500	247	898,438	2,459	719
03/04/19	Index	578.17	578.17	571.73	577.32	-1.32	▼0.23%	6,609	27,649,060	6,912	1,952,831	51,087	13,606
	PPWSA	5,660	5,660	5,500	5,640	-40.00	▼0.70%	1,831	10,108,260	2,527	490,529	8,695	3,410
	GTI	4,060	4,200	4,060	4,180	120.00	▲2.95%	1,200	4,958,000	1,240	167,200	2,297	5,623
	PPAP	9,300	9,300	9,100	9,100	-300.00	▼3.19%	280	2,550,000	638	188,228	11,602	639
	PPSP	2,850	2,900	2,850	2,900	0.00	2.95%	3,248	9,407,800	2,352	208,438	27,412	2,747
	PAS	12,500	12,500	12,500	12,500	0.00	0.00%	50	625,000	156	898,438	1,081	1,187
02/04/19	Index	579.58	584.26	578.64	578.64	0.94	▲0.16%	16,341	102,977,700	25,744	1,957,716	48,129	10,171
	PPWSA	5,600	5,700	5,600	5,680	160.00	▲2.89%	12,535	70,210,400	17,553	494,008	3,417	4,635
	GTI	4,500	4,500	4,060	4,060	-420.00	▼9.37%	1,010	4,105,000	1,026	162,400	713	0
	PPAP	9,400	9,400	9,400	9,400	100.00	▲1.07%	1,071	10,067,400	2,517	194,433	9,930	729
	PPSP	2,900	2,900	2,900	2,900	60.00	▲9.37%	310	899,000	225	208,438	31,262	4,306
	PAS	12,540	12,540	12,500	12,500	0.00	0.00%	1,415	17,695,900	4,424	898,438	2,807	501

Source: Data from CSX, and Compiled by ACS
*Exchange Rate: USD1=KHR4,000

DISCLAIMER

ALL RESEARCH is based on material compiled from data considered to be reliable at the time of writing. However, information and opinions expressed will be subject to change at short notice, and no part of this report is to be construed as an offer or solicitation of an offer to transact any securities or financial instruments whether referred to herein or otherwise. We do not accept any liability directly or indirectly that may arise from investment decision-making based on this report. The company, its directors, officers, employees and/or connected persons may periodically hold an interest in the securities mentioned.

All Rights Reserved. No part of this publication may be used or re-produced without expressed permission from [ACLEDA SECURITIES PLC.](#)

ACLEDA IN GROUP

ACLEDA BANK PLC.

HEADQUARTERS

61, Preah Monivong Blvd., Sangkat Srah Chork,
Khan Daun Penh, Phnom Penh, Kingdom of Cambodia.

P.O. Box: 1149

Tel: (855) 23 998 777 / 430 999

Fax: (855) 23 998 666 / 430 555

E-mail: acledabank@acledabank.com.kh

Website: www.acledabank.com.kh

SWIFT: ACLBKHPP

ACLEDA BANK PLC.

CASH SETTLEMENT, SECURITIES REGISTRAR, SECURITIES TRANSFER, AND
PAYING AGENT

HEADQUARTERS

61, Preah Monivong Blvd., Sangkat Srah Chork,
Khan Daun Penh, Phnom Penh, Kingdom of Cambodia.

P.O. Box: 1149

Tel: (855) 23 998 777 / 430 999

Fax: (855) 23 998 666 / 430 555

E-mail: acledabank@acledabank.com.kh

Website: www.acledabank.com.kh

SWIFT: ACLBKHPP

ACLEDA BANK LAO LTD.

HEADQUARTERS

#372, corner of Dongpalane and Dongpaina road,
Unit 21, Phonesavanh Neua village, Sisattanak district,
Vientiane capital, Lao PDR.

P.O. Box: 1555

Tel: +856 (0)21 264 998 / 219 231

Fax: +856 (0)21 264 995

E-mail: acledabank@acledabank.com.la

Website: www.acledabank.com.la

SWIFT: ACLBLALA

ACLEDA MFI MYANMAR Co., LTD.

HEADQUARTERS

#186(B), ShweGonTaing Road, Yae Tar Shae Block,
Bahan Township, Yangon Region,
The Republic of the Union of Myanmar.

Tel: (+95-1) 559 475 / 552 956

Website: www.acledamfi.com.mm

ACLEDA SECURITIES PLC.

HEADQUARTERS

5TH Floor ACLEDA Building
5th Floor, ACLEDA Building # 61, Preah Monivong Blvd.,
Sangkat Srah Chork,

Khan Daun Penh, Phnom Penh, Kingdom of Cambodia.

Tel: (855) 23 723 388 / 999 966 / 999 977

Email: acs.rep@acledasecurities.com.kh

Website: www.acledasecurities.com.kh

ACLEDA INSTITUTE OF BUSINESS

HEADQUARTERS

Address: #1397, Phnom Penh-Hanoi
Friendship Blvd., Phum Anlong Kngan, Sangkat Khmuonh, Khan
Saensokh, Phnom Penh, Kingdom of Cambodia

P. O. Box: 1149

Tel: + 855 (0)23 986 937 / 999 944

E-mail: info@acleda-aib.edu.kh

Website: www.acleda-aib.edu.kh

CREDIT BUREAU (CAMBODIA) Co., LTD

2ND FLOOR

#10 Street 242, Chaktomuk,
Daun Penh, Phnom Penh, Cambodia

Mobile : (855) 16 370 707 (Main)

: (855) 12 303 032

ACLEDA PROPERTIES LTD.

HEADQUARTERS

61, Preah Monivong Blvd., Sangkat Srah Chork,
Khan Daun Penh, Phnom Penh, Kingdom of Cambodia.