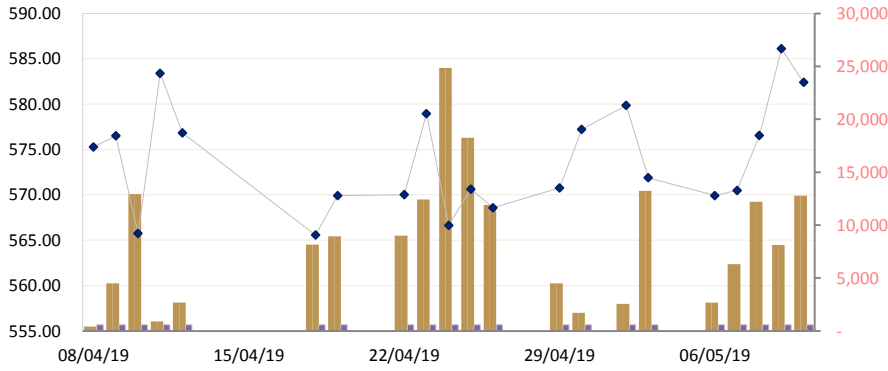




CAMBODIA SECURITIES EXCHANGE: MARKET SUMMARY

Index	586.10	586.10	582.39	-3.71	▼0.64	12,770	84,013,460
PPWSA	6,200	6,200	6,240	40	▲0.64	10,400	64,625,260
GTI	4,200.00	-	4,200.00	0.00	0.00	0	0
PPAP	9,100	9,080	9,100	0	0.00	600	5,458,000
PPSP	2,900.00	2,900.00	2,900.00	0.00	0.00	831	2,407,900
PAS	12,300	12,300	12,100	-200	▼1.65	939	11,522,300

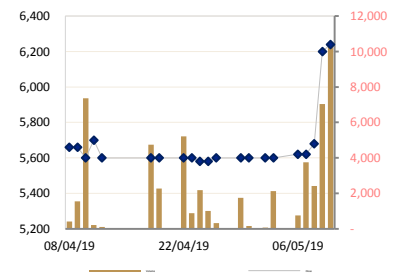
CSX DAILY STOCK INDEX (Last 30 Days)



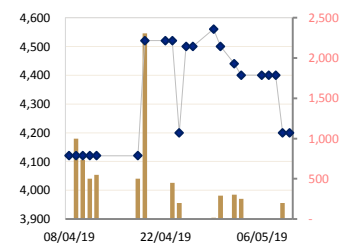
LISTED COMPANIES

PPWSA	Phnom Penh Water Supply Authority
Industry	Water Utility
GTI	Grant Twins Int. (Cambodia) Plc.
Industry	Apparel Clothing
PPAP	Phnom Penh Autonomous Port.
Industry	Port Services
PPSP	Phnom Penh SEZ PLC.
Industry	SEZ Developer
PAS	Sihanouk Ville Autonomous Port.
Industry	Port Services

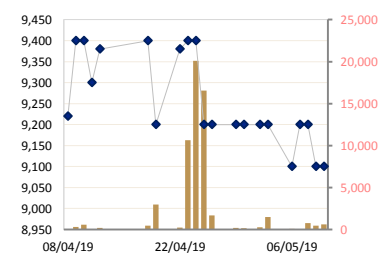
PPWSA DAILY STOCK PRICE



GTI DAILY STOCK PRICE



PPAP DAILY STOCK PRICE



SECURITIES NEWS

CAMBODIA : Second corporate bond by LOLC listed on CSX

Cambodia's second corporate bond issued by microfinance firm LOLC (Cambodia) Plc officially listed in the Cambodia Securities Exchange (CSX) on Friday, after it was completely purchased by institutional investors when the subscription period ended on April 26. LOLC issued two types of bonds namely FX-indexed bonds and fixed-coupon bonds and successfully raised 80 billion riel (\$20 million) for the growth of its lending business. Underwritten by Yuanta Securities, the bonds were subscribed with an interest rate of eight per cent per annum for FX-indexed bonds and nine per cent per annum for fixed-coupon bonds with a maturity date of three years. A total of 800,000 bonds were issued, valued at 100,000 riel per unit. Yuanta Securities's research head Sim Dara said on Thursday that demand for both types of bonds were greater than the offering, resulting in an oversubscription. "There were actually investors who came later after we had already closed the books," he said. According to Dara, the investors that purchased the bonds were institutional investors, mostly foreign-owned local banks. (Phnom Penh Post)

LAOS : Lao electricity to bring forex

Electricity generation looks set to take a leading role in supplying Laos with foreign exchange in the coming years, according to data from the Bank of the Lao PDR. The central bank released its latest annual economic report recently, providing readers with data that reflects changes in the contributors of foreign exchange. According to data cited in the bank's 2018 report, electricity generation will likely become the main provider of foreign exchange in the foreseeable future, thanks to the industry's rising export value. In 2014 the sale of electricity to other countries amounted to only \$570 million. This figure surged to about \$1 billion in 2016, rising further to \$1.2 billion in 2017. Last year, the central bank initially projected the export value of electricity would reach \$1.3 billion. A number of electricity generation projects have begun commercial operation over the past year. More hydropower projects are currently under construction and are expected to export electricity in the near future. The export of mineral products, gold and copper continues to maintain the top position among foreign exchange earners. However, the

income earned from the export of these commodities has remained stable in recent years. (Asia News Network)

BUSINESS & ECONOMIC NEWS

CAMBODIA : UK-Cambodian trade will remain strong

Two-way trade between Cambodia and the UK will remain strong even if the UK leaves the EU as bilateral trade between the two countries surpassed \$1 billion last year, said Ministry of Commerce spokesman Seang Thay on Wednesday. According to a Ministry of Commerce press release late on Tuesday after a meeting between a UK delegation and acting Minister of Commerce Kem Sithan, two-way trade between the Kingdom and the UK saw a huge increase last year from \$500 million in 2012. Seang Thay on Wednesday said the UK is set to be a major export market for Cambodia. While there has not been an official confirmation that the UK will continue to provide trade privileges to the Kingdom following Brexit, the ministry strongly believes that trade will see robust growth as the Cambodian government builds good political and economic relations with the UK. "We will try to negotiate. We believe that the UK, which is a developed country, will be generous enough to grant trade privileges to us," he said. "We believe bilateral trade between Cambodia and the UK will continue to see strong growth". (Phnom Penh Post)

CAMBODIA : Cambodia grew 7.5% in 2018

The Cambodian economy expanded by 7.5% last year, according to the World Bank's Cambodia Economic Update, released on Monday. This better-than-expected growth was driven largely by the rapid expansion of exports and an ongoing construction boom, the World Bank said. Exports of garments, footwear, and travel goods which account for more than two-thirds of total merchandise exports recorded a five-year high, rising by 17.6% in 2018, up from 8.3% in 2017. The construction, real estate, and tourism sectors accounted for about 60% of total approved investment in 2018. The potential end of Cambodia's duty-free access to the European Market also known as the Everything-but-arms (EBA) arrangement would likely result in slower exports, it said. "Improving the investment climate and reducing the cost of doing business along with building skills are key priorities to sustain strong growth in the medium term," Inguna Dobraja, World Bank country manager, said in a press release. "Growing evidence highlights that investment in people are essential to drive economic progress and sustainable development". (Khmer Times)

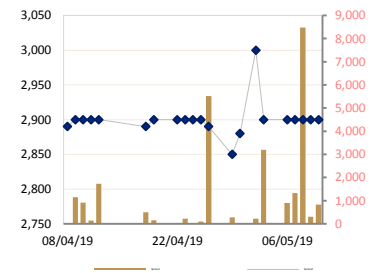
CAMBODIA : Ministry launches new trade strategy

In a bid to bolster international trade and diversify the economy, the Ministry of Commerce on Thursday launched the new version of the Cambodia Trade Integration Strategy (CTIS). The 2019-2023 Cambodia Trade Integration Strategy (the fourth CTIS) tackles all the major issues in the trade sector, according to Minister of Commerce Pan Sorasak. The minister said the new strategy focuses on strengthening the country's competitiveness to support its transition into a developed economy and to benefit from new sources of growth, particular the Fourth Industrial Revolution. "Cambodia needs to be ready and continue to undergo reforms to boost competitiveness, as well as diversify markets and production to increase exports," he was quoted as saying in a ministry statement. "All of these goals are outlined in the government's rectangular strategy phase IV and the fourth CTIS," he said. He noted that the new strategy demands involvement from all ministries. Cambodia validated its first Diagnostic Trade Integration Strategy (DTIS) in 2001, which was prepared with funding support from the Integrated Framework programme. (Khmer Times)

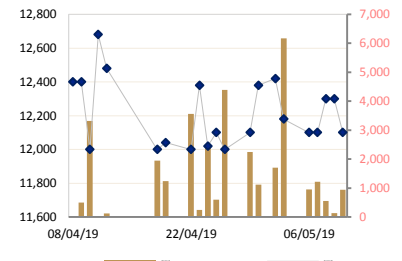
CAMBODIA : Petroleum product imports up 10% in 2018

Cambodia imported 2.5 million tonnes of petroleum products in 2018, a 10% year-on-year increase, according to the Ministry of Mines and Energy. Diesel and gasoline are the most imported petroleum products, according to Sok Khavan, the ministry's secretary of state, who spoke during a conference on the oil and gas sectors held at Phnom Penh's Sokha Hotel. Imports came from Singapore, Thailand, and Vietnam, Mr Khavan said, adding that currently 15 local and international oil companies import petroleum products from abroad. These companies

PPSP DAILY STOCK PRICE



PAS DAILY STOCK PRICE



distribute the products to consumers through 3,778 petrol stations and 29 petroleum terminals nationwide. 103 of these are liquefied petroleum gas (LPG) stations, according to Mr Khavan. "The government has opened the market, allowing the private sector and development partners to participate in the investment, exploration, production, refining, import-export, storage, transportation and distribution of petroleum and petroleum products," pointed out Mr Khavan. *(Khmer Times)*

US : Chinese investment in US startups peaks

Chinese investors maneuvered around heightened geopolitical tensions to make record-level investments into US startups in 2018, but increasingly hostile conditions will likely lead to a dropoff in Chinese funding for this year, according to a new report. Chinese entities invested \$3.6 billion last year in US companies, exceeding the previous record of \$2.8 billion in 2015, although the number of deals dipped to about 270 from more than 300, according to the report from New York-based economic research firm Rhodium Group. The robust investment comes despite policy headwinds from US President Donald Trump's administration, which has levied tariffs on \$250 billion of Chinese goods and penalised telecoms companies Huawei and ZTE, which the United States accuses of spying. The report's findings show the amplified role China has taken in the US startup industry, even as it confronts a new US law to limit access to bleeding edge technology. The law "could yet have a chilling effect on future investment," the report cautioned. The new law, known as FIRRMA, expanded the powers of an obscure government group called the Committee on Foreign Investment in the United States (CFIUS) to probe transactions previously excluded from its purview, including attempts by foreigners to purchase minority stakes in US startups. *(Reuters)*

Historical Trading Data (Latest Month)

Date	Index/Stock	Open	High	Low	Close	Change	Δ (%)	Volume	Value (mil. KHR)	Value (\$)*	Mar. Cap. (mil. KHR)	Remain Quantity	
												Sell	Buy
10/05/19	Index	586.10	587.05	582.39	582.39	-3.71	▼0.63%	12,770	84,013,460	21,003	1,977,065	93,955	21,256
	PPWSA	6,200	6,240	6,200	6,240	40.00	▲0.64%	10,400	64,625,260	16,156	542,713	12,650	11,245
	GTI	4,200	4,200	4,200	4,200	0.00	0.00%	0	0	0	168,000	15	1,162
	PPAP	9,080	9,100	9,080	9,100	0.00	0.00%	600	5,458,000	1,365	188,228	30,331	1,051
	PPSP	2,900	2,900	2,880	2,900	0.00	0.00%	831	2,407,900	602	208,438	49,675	6,368
	PAS	12,300	12,300	12,100	12,100	-200.00	▼1.62%	939	11,522,300	2,881	869,688	1,284	1,430
09/05/19	Index	578.43	587.05	574.30	586.10	9.54	▲1.65%	8,120	48,097,140	12,024	1,987,961	91,228	21,120
	PPWSA	5,700	6,240	5,680	6,200	520.00	▲9.15%	7,040	40,690,740	10,173	539,234	2,768	8,349
	GTI	4,200	4,200	4,200	4,200	-200.00	▼4.54%	200	840,000	210	168,000	325	5,013
	PPAP	9,100	9,100	9,100	9,100	-100.00	▼1.08%	450	4,095,000	1,024	188,228	30,986	1,628
	PPSP	2,900	2,900	2,900	2,900	0.00	4.54%	300	870,000	218	208,438	55,401	4,802
	PAS	12,360	12,360	12,300	12,300	0.00	0.00%	130	1,601,400	400	884,063	1,748	1,328
08/05/19	Index	572.81	576.56	572.81	576.56	6.08	▲1.07%	12,213	52,093,840	13,023	1,952,804	74,727	30,799
	PPWSA	5,620	5,680	5,620	5,680	60.00	▲1.06%	2,418	13,672,040	3,418	494,008	3,129	19,154
	GTI	4,400	4,400	4,400	4,400	0.00	0.00%	0	0	0	176,000	130	4,403
	PPAP	9,200	9,200	9,200	9,200	0.00	0.00%	769	7,074,800	1,769	190,296	29,291	953
	PPSP	2,900	2,900	2,900	2,900	0.00	0.00%	8,470	24,563,000	6,141	208,438	40,601	4,924
	PAS	12,200	12,300	12,200	12,300	200.00	▲1.65%	556	6,784,000	1,696	884,063	1,576	1,365
07/05/19	Index	570.48	570.48	570.01	570.48	0.56	▲0.10%	6,306	39,678,400	9,920	1,933,210	39,607	22,329
	PPWSA	5,600	5,620	5,600	5,620	0.00	0.00%	3,746	20,981,900	5,245	488,789	3,218	17,853
	GTI	4,400	4,400	4,400	4,400	0.00	0.00%	0	0	0	176,000	465	1,147
	PPAP	9,200	9,200	9,200	9,200	100.00	▲1.09%	15	138,000	35	190,296	30,973	1,235
	PPSP	2,900	2,900	2,900	2,900	0.00	0.00%	1,330	3,857,000	964	208,438	2,329	1,062
	PAS	12,100	12,100	12,100	12,100	0.00	0.00%	1,215	14,701,500	3,675	869,688	2,622	1,032
06/05/19	Index	571.87	571.87	569.92	569.92	-1.95	▼0.34%	2,679	19,079,020	4,770	1,931,142	77,908	29,251
	PPWSA	5,600	5,620	5,600	5,620	20.00	▲0.35%	757	4,247,340	1,062	488,789	7,582	21,187
	GTI	4,400	4,400	4,400	4,400	0.00	0.00%	0	0	0	176,000	475	1,300
	PPAP	9,200	9,200	9,100	9,100	-100.00	▼1.08%	70	638,000	160	188,228	32,728	1,698
	PPSP	2,900	2,900	2,900	2,900	0.00	0.00%	900	2,610,000	653	208,438	34,501	4,034
	PAS	12,180	12,180	12,100	12,100	-80.00	▼0.65%	952	11,583,680	2,896	869,688	2,622	1,032
03/05/19	Index	584.04	584.04	561.69	571.87	-7.98	▲1.38%	13,237	110,496,400	27,624	1,937,221	126,085	8,649
	PPWSA	5,600	5,600	5,400	5,600	0.00	0.00%	2,130	11,749,640	2,937	487,050	2,647	2,265
	GTI	4,300	4,400	4,300	4,400	-40.00	▼0.90%	251	1,082,300	271	176,000	889	2,527
	PPAP	9,100	9,200	9,100	9,200	0.00	0.00%	1,488	13,547,300	3,387	190,296	43,482	1,425
	PPSP	2,900	2,900	2,800	2,900	-100.00	▼0.90%	3,198	9,240,560	2,310	208,438	42,953	2,025
	PAS	12,600	12,600	12,100	12,180	-240.00	▼1.93%	6,170	74,876,600	18,719	875,438	36,114	407
02/05/19	Index	574.12	579.85	574.12	579.85	2.62	▲0.45%	2,548	25,727,720	6,432	1,963,258	26,503	13,101
	PPWSA	5,600	5,600	5,600	5,600	0.00	0.00%	58	324,800	81	487,050	7,171	1,707
	GTI	4,300	4,440	4,300	4,440	-60.00	▼1.33%	303	1,303,320	326	177,600	553	2,421
	PPAP	9,200	9,200	9,200	9,200	0.00	0.00%	266	2,447,200	612	190,296	13,547	2,223
	PPSP	3,020	3,020	3,000	3,000	120.00	▲1.33%	221	664,600	166	215,625	1,494	2,664
	PAS	12,340	12,440	12,340	12,420	40.00	▲0.32%	1,700	20,987,800	5,247	892,688	3,738	4,086
30/04/19	Index	568.41	578.71	568.41	577.23	6.46	1.13%	1,707	17,189,000	4,297	1,954,158	55,071	8,887
	PPWSA	5,500	5,660	5,500	5,600	0.00	0.00%	155	866,000	217	487,050	2,467	1,444
	GTI	4,500	4,500	4,500	4,500	-60.00	▼1.31%	290	1,305,000	326	180,000	938	1,471
	PPAP	9,020	9,200	9,020	9,200	0.00	0.00%	150	1,362,000	341	190,296	28,487	1,438
	PPSP	2,880	2,880	2,880	2,880	30.00	▲1.31%	0	0	0	207,000	21,140	2,505
	PAS	12,100	12,380	12,100	12,380	280.00	▲2.31%	1,112	13,656,000	3,414	889,813	2,039	2,029
29/04/19	Index	564.46	578.63	564.46	570.77	2.20	▲0.39%	4,485	39,513,560	9,878	1,729,433	55,111	6,787
	PPWSA	5,500	5,600	5,500	5,600	0.00	0.00%	1,748	9,665,080	2,416	487,050	2,008	2,424
	GTI	4,560	4,560	4,560	4,560	60.00	▲1.33%	15	68,400	17	182,400	788	473
	PPAP	9,300	9,300	9,200	9,200	0.00	0.00%	200	1,850,000	463	190,296	28,604	22
	PPSP	2,800	2,890	2,760	0	-40.00	▼1.33%	278	781,680	195	0	21,740	2,221
	PAS	12,380	12,380	12,040	12,100	100.00	▲0.83%	2,244	27,148,400	6,787	869,688	1,971	1,647
26/04/19	Index	566.92	570.90	564.59	568.57	-2.05	0.36%	11,913	85,992,590	21,498	1,927,565	98,867	11,520
	PPWSA	5,600	5,600	5,580	5,600	20.00	▲0.35%	316	1,765,480	441	487,050	7,010	1,899
	GTI	4,500	4,500	4,500	4,500	0.00	0.00%	0	0	0	180,000	575	803
	PPAP	9,300	9,300	9,200	9,200	0.00	0.00%	1,695	15,596,000	3,899	190,296	57,213	786
	PPSP	2,710	2,890	2,710	2,890	-10.00	▼0.00%	5,511	15,881,610	3,970	207,719	31,200	6,956
	PAS	12,100	12,100	12,000	12,000	-100.00	▼0.82%	4,391	52,749,500	13,187	862,500	2,869	1,076

25/04/19	Index	565.50	570.62	565.50	570.62	3.99	▲0.70%	18,255	165,990,140	41,498	1,933,731	84,956	15,956
	PPWSA	5,580	5,580	5,580	5,580	0.00	0.00%	1,000	5,580,000	1,395	485,310	15,519	6,948
	GTI	4,500	4,500	4,500	4,500	300.00	▲9.63%	0	0	0	180,000	898	4,168
	PPAP	9,200	9,300	9,200	9,200	-200.00	▼2.12%	16,553	152,821,900	38,205	190,296	30,084	1,566
	PPSP	2,900	2,900	2,900	2,900	0.00	7.14%	100	290,000	73	208,438	36,480	1,200
	PAS	12,180	12,180	12,100	12,100	80.00	▲0.66%	602	7,298,240	1,825	869,688	1,975	2,074
24/04/19	Index	578.96	578.96	566.63	566.63	-12.33	2.13%	24,856	226,628,700	56,657	1,920,118	94,125	16,064
	PPWSA	5,600	5,600	5,580	5,580	-20.00	▼0.35%	2,170	12,142,000	3,036	485,310	8,219	2,028
	GTI	4,500	4,500	4,200	4,200	-320.00	▼7.07%	198	861,600	215	168,000	925	4,401
	PPAP	9,200	9,400	9,200	9,400	0.00	1.02%	20,100	184,940,000	46,235	194,433	16,787	4,745
	PPSP	2,900	2,900	2,900	2,900	0.00	7.07%	0	0	0	208,438	36,230	3,576
	PAS	12,020	12,100	12,000	12,020	-360.00	▼2.90%	2,388	28,685,100	7,171	863,938	31,964	1,314
23/04/19	Index	569.08	580.37	569.08	578.96	8.96	▲1.57%	12,432	108,490,400	27,123	1,960,533	49,458	20,840
	PPWSA	5,660	5,660	5,600	5,600	0.00	0.00%	870	4,873,800	1,218	487,050	9,019	2,312
	GTI	4,100	4,520	4,100	4,520	0.00	0.00%	450	1,950,000	488	180,800	623	1,874
	PPAP	9,200	9,500	9,200	9,400	20.00	▲0.21%	10,633	97,958,200	24,490	194,433	1,064	4,557
	PPSP	2,900	2,900	2,900	2,900	0.00	0.00%	230	667,000	167	208,438	36,440	9,379
	PAS	12,200	12,380	12,200	12,380	380.00	▲3.16%	249	3,041,400	760	889,813	2,312	2,718
22/04/19	Index	569.92	571.31	568.99	570.00	0.08	0.01%	9,002	74,208,300	18,552	1,932,807	49,275	2,899
	PPWSA	5,600	5,600	5,600	5,600	0.00	0.00%	5,205	29,148,000	7,287	487,050	3,997	1,034
	GTI	4,520	4,520	4,520	4,520	0.00	0.00%	0	0	0	180,800	375	890
	PPAP	9,200	9,380	9,200	9,380	180.00	▲1.95%	236	2,195,680	549	194,019	11,126	267
	PPSP	2,900	2,900	2,900	2,900	0.00	0.00%	0	0	0	208,438	31,460	511
	PAS	12,100	12,100	12,000	12,000	-40.00	▼0.33%	3,561	42,864,620	10,716	862,500	2,317	197
19/04/19	Index	566.04	580.93	566.04	569.92	4.35	▲0.77%	8,948	66,317,100	16,579	1,931,958	48,097	8,168
	PPWSA	5,620	5,620	5,600	5,600	0.00	0.00%	2,263	12,673,800	3,168	487,050	4,655	1,055
	GTI	4,300	4,520	4,300	4,520	400.00	▲9.70%	2,306	10,226,000	2,557	180,800	417	1,094
	PPAP	9,400	9,400	9,200	9,200	-200.00	▼2.12%	2,980	27,971,800	6,993	190,296	7,991	2,415
	PPSP	2,890	2,900	2,890	2,900	10.00	▲9.70%	160	463,900	116	208,438	32,220	1,014
	PAS	12,600	12,600	12,000	12,040	40.00	▲0.33%	1,239	14,981,600	3,745	865,375	2,814	2,590
18/04/19	Index	588.94	593.10	562.53	565.57	-11.26	1.95%	8,167	57,470,920	14,368	1,916,501	50,031	10,549
	PPWSA	5,700	5,700	5,400	5,600	0.00	0.00%	4,750	25,825,400	6,456	487,050	3,717	809
	GTI	4,120	4,120	4,120	4,120	0.00	0.00%	500	2,060,000	515	164,800	1,066	1,270
	PPAP	9,700	9,700	9,400	9,400	20.00	▲0.21%	466	4,410,400	1,103	194,433	11,319	1,717
	PPSP	2,900	2,900	2,890	2,890	-10.00	▼0.00%	500	1,449,000	362	207,719	32,460	6,302
	PAS	13,000	13,000	12,000	12,000	-480.00	▼3.84%	1,951	23,726,120	5,932	862,500	1,469	451
12/04/19	Index	583	583	576	577	-6.57	▼1.13%	2,674	11,023,320	2,756	1,951,307	51,030	8,376
	PPWSA	5,700	5,700	5,580	5,600	-100.00	▼1.75%	105	588,300	147	487,050	6,044	1,168
	GTI	4,200	4,200	4,120	4,120	0.00	0.00%	550	2,308,160	577	164,800	790	1,327
	PPAP	9,380	9,380	9,380	9,380	80.00	▲0.86%	175	1,641,500	410	194,019	10,205	926
	PPSP	2,900	2,900	2,890	2,900	0.00	0.00%	1,725	4,997,000	1,249	208,438	32,633	2,442
	PAS	12,680	12,680	12,480	12,480	-200.00	▼1.57%	119	1,488,360	372	897,000	1,358	2,513
11/04/19	Index	565.76	583.96	565.76	583.40	17.64	▼3.12%	891	4,068,160	1,017	1,972,724	46,320	17,260
	PPWSA	5,600	5,700	5,600	5,700	100.00	▲1.78%	210	1,178,000	295	495,747	3,893	1,997
	GTI	4,120	4,120	4,120	4,120	0.00	0.00%	500	2,060,000	515	164,800	850	1,966
	PPAP	9,300	9,300	9,300	9,300	-100.00	▼1.06%	37	344,100	86	192,365	10,143	2,465
	PPSP	2,900	2,900	2,900	2,900	0.00	0.00%	137	397,300	99	208,438	28,549	7,101
	PAS	12,680	12,680	12,680	12,680	680.00	▲5.66%	7	88,760	22	911,375	2,885	3,731
10/04/19	Index	565.76	577.44	564.46	565.76	-10.74	▼1.86%	12,928	92,440,140	23,110	1,917,220	43,022	14,612
	PPWSA	5,540	5,700	5,540	5,600	-60.00	▼1.06%	7,365	41,279,240	10,320	487,050	892	2,342
	GTI	4,120	4,120	4,000	4,120	0.00	0.00%	738	3,012,000	753	164,800	0	5,248
	PPAP	9,400	9,400	9,400	9,400	0.00	0.00%	590	5,546,000	1,387	194,433	9,410	318
	PPSP	2,900	2,900	2,900	2,900	0.00	0.00%	912	2,644,800	661	208,438	28,664	6,324
	PAS	12,000	12,400	12,000	12,000	-400.00	▼3.22%	3,323	39,958,100	9,990	862,500	4,056	380
09/04/19	Index	575.29	589.46	575.08	576.50	1.21	▲0.21%	4,491	25,252,480	6,313	1,951,189	51,107	13,244
	PPWSA	5,660	5,680	5,600	5,660	0.00	0.00%	1,543	8,711,380	2,178	492,268	8,694	5,775
	GTI	4,120	4,120	4,120	4,120	0.00	0.00%	1,000	4,120,000	1,030	164,800	626	1,900
	PPAP	9,400	9,400	9,400	9,400	180.00	▲1.95%	300	2,820,000	705	194,433	10,460	1,227
	PPSP	2,880	2,900	2,880	2,900	10.00	▲0.00%	1,155	3,347,900	837	208,438	30,357	2,887
	PAS	13,000	13,000	12,400	12,400	0.00	0.00%	493	6,253,200	1,563	891,250	970	1,455

Source: Data from CSX, and Compiled by ACS
*Exchange Rate: USD1=KHR4,000

DISCLAIMER

ALL RESEARCH is based on material compiled from data considered to be reliable at the time of writing. However, information and opinions expressed will be subject to change at short notice, and no part of this report is to be construed as an offer or solicitation of an offer to transact any securities or financial instruments whether referred to herein or otherwise. We do not accept any liability directly or indirectly that may arise from investment decision-making based on this report. The company, its directors, officers, employees and/or connected persons may periodically hold an interest in the securities mentioned.

All Rights Reserved. No part of this publication may be used or re-produced without expressed permission from [ACLEDA SECURITIES PLC.](#)

ACLEDA IN GROUP

ACLEDA BANK PLC.

HEADQUARTERS

61, Preah Monivong Blvd., Sangkat Srah Chork,
Khan Daun Penh, Phnom Penh, Kingdom of Cambodia.

P.O. Box: 1149

Tel: (855) 23 998 777 / 430 999

Fax: (855) 23 998 666 / 430 555

E-mail: acledabank@acledabank.com.kh

Website: www.acledabank.com.kh

SWIFT: ACLBKHPP

ACLEDA BANK PLC.

CASH SETTLEMENT, SECURITIES REGISTRAR, SECURITIES TRANSFER, AND
PAYING AGENT

HEADQUARTERS

61, Preah Monivong Blvd., Sangkat Srah Chork,
Khan Daun Penh, Phnom Penh, Kingdom of Cambodia.

P.O. Box: 1149

Tel: (855) 23 998 777 / 430 999

Fax: (855) 23 998 666 / 430 555

E-mail: acledabank@acledabank.com.kh

Website: www.acledabank.com.kh

SWIFT: ACLBKHPP

ACLEDA BANK LAO LTD.

HEADQUARTERS

#372, corner of Dongpalane and Dongpaina road,
Unit 21, Phonesavanh Neua village, Sisattanak district,
Vientiane capital, Lao PDR.

P.O. Box: 1555

Tel: +856 (0)21 264 998 / 219 231

Fax: +856 (0)21 264 995

E-mail: acledabank@acledabank.com.la

Website: www.acledabank.com.la

SWIFT: ACLBLALA

ACLEDA MFI MYANMAR Co., LTD.

HEADQUARTERS

#186(B), ShweGonTaing Road, Yae Tar Shae Block,
Bahan Township, Yangon Region,
The Republic of the Union of Myanmar.

Tel: (+95-1) 559 475 / 552 956

Website: www.acledamfi.com.mm

ACLEDA SECURITIES PLC.

HEADQUARTERS

5TH Floor ACLEDA Building
5th Floor, ACLEDA Building # 61, Preah Monivong Blvd.,
Sangkat Srah Chork,

Khan Daun Penh, Phnom Penh, Kingdom of Cambodia.

Tel: (855) 23 723 388 / 999 966 / 999 977

Email: acs.rep@acledasecurities.com.kh

Website: www.acledasecurities.com.kh

ACLEDA INSTITUTE OF BUSINESS

HEADQUARTERS

Address: #1397, Phnom Penh-Hanoi
Friendship Blvd., Phum Anlong Kngan, Sangkat Khmuonh, Khan
Saensokh, Phnom Penh, Kingdom of Cambodia

P. O. Box: 1149

Tel: + 855 (0)23 986 937 / 999 944

E-mail: info@acleda-aib.edu.kh

Website: www.acleda-aib.edu.kh

CREDIT BUREAU (CAMBODIA) Co., LTD

2ND FLOOR

#10 Street 242, Chaktomuk,
Daun Penh, Phnom Penh, Cambodia

Mobile : (855) 16 370 707 (Main)

: (855) 12 303 032

ACLEDA PROPERTIES LTD.

HEADQUARTERS

61, Preah Monivong Blvd., Sangkat Srah Chork,
Khan Daun Penh, Phnom Penh, Kingdom of Cambodia.