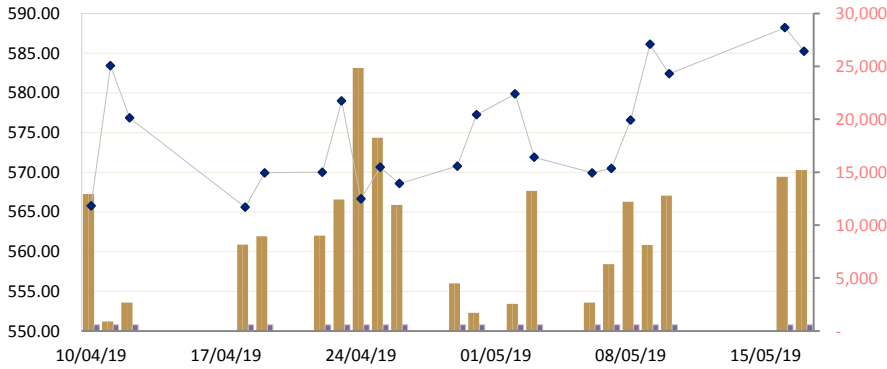




CAMBODIA SECURITIES EXCHANGE: MARKET SUMMARY

Index	588.19	582.20	585.24	-2.95	▼0.50	15,187	66,586,710
PPWSA	6,240	6,200	6,240	0	0.00	1,466	9,140,240
GTI	4,620.00	4,200.00	4,400.00	-220.00	▼5.00	410	1,724,000
PPAP	9,080	9,000	8,980	-100	▼1.11	2,109	18,934,260
PPSP	2,850.00	2,800.00	2,850.00	0.00	0.00	10,629	29,793,010
PAS	12,200	12,200	12,200	0	0.00	573	6,995,200

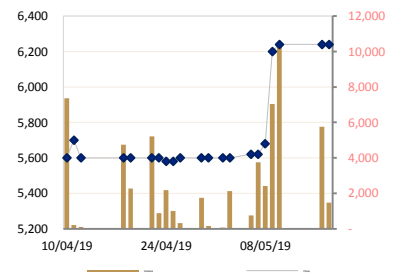
CSX DAILY STOCK INDEX (Last 30 Days)



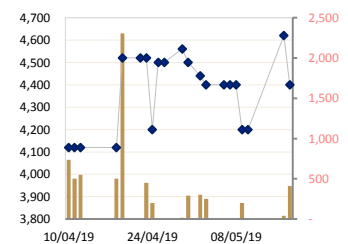
LISTED COMPANIES

PPWSA	Phnom Penh Water Supply Authority
Industry	Water Utility
GTI	Grant Twins Int. (Cambodia) Plc.
Industry	Apparel Clothing
PPAP	Phnom Penh Autonomous Port.
Industry	Port Services
PPSP	Phnom Penh SEZ PLC.
Industry	SEZ Developer
PAS	Sihanouk Ville Autonomous Port.
Industry	Port Services

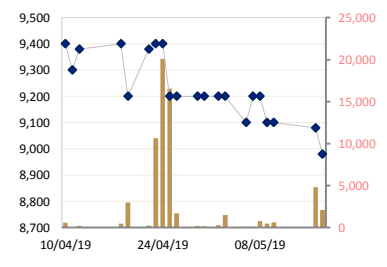
PPWSA DAILY STOCK PRICE



GTI DAILY STOCK PRICE



PPAP DAILY STOCK PRICE



SECURITIES NEWS

CAMBODIA : CSX set to list more companies soon

The nascent Cambodia Securities Exchange is set to list between three and four new companies on its bourse soon this year. CSX CEO Hong Sok Hour said during the official launch of the corporate bond LOLC (Cambodia) on Friday that so far it had listed six companies, of which five are listed for ordinary equities and another, Hattha Kaksekar Limited, listed its corporate bonds. He said the six companies have mobilized some \$110 million worth of equity securities. "These companies not only receive long-term capital for investment, but they also received tax incentives, which currently account for 50% of income tax and they also got a good reputation and confidence from the public," he said. "And today [Friday], we listed another company, LOLC Microfinance Institution on the CSX." "Soon within this year we will have three or four companies that will list their securities and bonds," he added. Sok Voeun, CEO of LOLC, said during the launch of listing that the company obtained an approval letter on its corporate bond issuance from the National Bank of Cambodia on Feb 25, 2019 to raise KHR 80 billion (\$20 million) to list as corporate bonds on the CSX. (Khmer Times)

BUSINESS & ECONOMIC NEWS

CAMBODIA : Exports to Japan rise by 16%

Cambodia's exports to Japan increased by about 16% in the first quarter of the year compared to the same period in 2018, according to the latest report from the Japan External Trade Organisation (Jetro). Trade between the two countries reached \$558 million from January to March, a 16.5% hike compared to the same quarter last year. Cambodia shipped \$454 million worth of goods to the Japanese market, a 16% increase, while Japan's exports rose by 20% to \$104 million. Ministry of Commerce spokesman Long Kem Vichet said the thriving trade between the countries is the result of good diplomatic relations as well as efforts by the Cambodian government to diversify its export markets. "Cambodia and Japan enjoy a good relation. Moreover, Cambodian products are gaining recognition abroad," he said. "These trade figures

reveal the growing importance of Asian markets, the country's integration in the region, and government efforts to diversify exports". (*Khmer Times*)

CAMBODIA : Cambodia, Nepal to boost trade

The Nepali premier, Khadga Prasad Sharma Oli, arrived in Phnom Penh on Monday for a three-day official visit to boost ties between the nations. Speaking at the event, Cambodian Minister of Commerce Pan Sorasak said he expects bilateral trade to rise following the business forum. "This forum between Cambodia and Nepal give businesspeople from each country an opportunity to meet and partner up," Mr Sorasak said. "Growth in trade has remained flat in recent years, but I believe the agreements signed today will boost it," he added. Cambodia and Nepal reached two agreements a framework agreement on trade and investment and a memorandum of understanding on bilateral cooperation between their national chambers of commerce. Prime Minister Hun Sen urged Nepali investors and companies to consider the Cambodian market. "First, I would like to thank those Nepali people that are already investing here," Mr Hun Sen said. (*Khmer Times*)

CAMBODIA : New Cambodian trade centre opens in China

In a bid to boost trade, investment and the flow of tourists from China, Cambodia opened a new trade centre in the eastern Chinese province of Shandong. The launch of the centre was presided over by Commerce Minister Pan Sorasak, who said it will act as a gateway to share information on trade, investment, tourism and Cambodian culture with Chinese people. He said that, with the support from Shandong authorities, the centre will play a major role strengthening the relationship between Cambodia and China. "The Cambodian Trade Centre in Shandong aims to showcase Cambodian products to attract more orders from China and boost exports," he said. Mr. Sorasak called on Shandong's businesses to consider investment opportunities in Cambodia, particularly in the agriculture sector. He said the rice, mango, cassava, longan and banana sectors can be very lucrative for Chinese investors. Last month, Cambodia and China reached a number of agreements at the sidelines of the Belt and Road Initiative (BRI) Forum in Beijing, including the 'Action Plan 2019-2023 on Building China-Cambodia Community of Shared Future' and a deal on technical cooperation under grant aid. (*Khmer Times*)

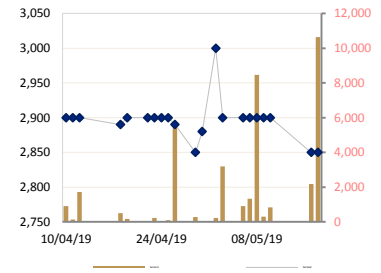
CAMBODIA : Tourist arrivals up by 10% – Chinese up by 35%

A Tourism Ministry report published on Friday said that Cambodia saw a 9.7% increase of foreign tourist arrivals during the first quarter of this year. According to the report, Chinese tourists top the country's tourism market list with 683,436, a number that increased from quarter to quarter by 35.1%. Vietnamese tourists ranked second with 186,863, followed by Laos with 121,489 tourists, Thailand with 97,942 tourists and South Korea with 95,719 tourists. A total of 1.29 million tourists arrived in the Kingdom via three international airports, while 578,371 arrived via land and waterway. The report said Phnom Penh and its surrounding areas are the most attractive destinations for international tourists. The area received a total of 1.08 million tourists during the first three months of this year. Siem Reap province, home to the Angkor temples, received about 787,900 foreign tourists, while coastal provinces such as Preah Sihanouk, Kep, Kampot and Koh Kong received 303,285 tourists.

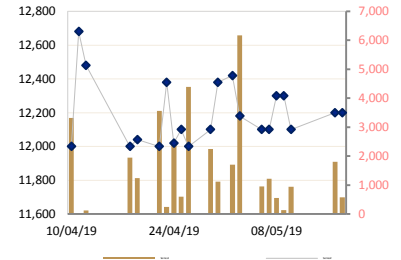
CHINESE : China's retail sales growth slumps to 16-year low as trade war risks rise

China reported surprisingly weaker growth in retail sales and industrial output for April, adding pressure on Beijing to roll out more stimulus as the trade war with the United States escalates. Clothing sales fell for the first time since 2009, suggesting Chinese consumers were growing more worried about the economy even before a US tariff hike on Friday heightened stress on the country's struggling exporters. Overall retail sales in April rose 7.2% from a year earlier, the slowest pace since May 2003, data from the National Bureau of Statistics (NBS) showed. That undershot March's 8.7% and forecasts of 8.6%. The data suggested consumers were now beginning to cut back spending on everyday products such as personal care and cosmetics, while continuing to shun more expensive items such as cars. "Weak retail sales partially stemmed from a deterioration in employment and declining income of the middle-and-low income groups," said Nie Wen, an economist at Hwabao Trust. "In terms of future policies to keep consumption

PPSP DAILY STOCK PRICE



PAS DAILY STOCK PRICE



as the stabiliser of the economy, China might roll out targeted tax cuts or subsidies to the middle-and-low income groups". *(Reuters)*

Historical Trading Data (Latest Month)

Date	Index/Stock	Open	High	Low	Close	Change	Δ (%)	Volume	Value (mil. KHR)	Value (\$)*	Mar. Cap. (mil. KHR)	Remain Quantity	
												Sell	Buy
17/05/19	Index	582.20	588.51	582.09	585.24	-2.95	▼0.50%	15,187	66,586,710	16,647	1,986,177	73,634	32,847
	PPWSA	6,200	6,240	6,200	6,240	0.00	0.00%	1,466	9,140,240	2,285	542,713	22,838	3,342
	GTI	4,200	4,400	4,200	4,400	-220.00	▼4.76%	410	1,724,000	431	176,000	620	10,051
	PPAP	9,000	9,000	8,900	8,980	-100.00	▼1.10%	2,109	18,934,260	4,734	185,746	11,935	951
	PPSP	2,800	2,890	2,800	2,850	0.00	0.00%	10,629	29,793,010	7,448	204,844	25,264	16,686
	PAS	12,200	12,400	12,200	12,200	0.00	0.00%	573	6,995,200	1,749	876,875	12,977	1,817
16/05/19	Index	587.87	593.37	587.74	588.19	5.80	1.00%	14,565	107,456,690	26,864	1,997,045	131,490	18,080
	PPWSA	6,200	6,300	6,200	6,240	0.00	0.00%	5,761	35,948,640	8,987	542,713	12,804	9,764
	GTI	4,620	4,620	4,620	4,620	420.00	▲10.00%	39	180,180	45	184,800	616	684
	PPAP	9,000	9,080	9,000	9,080	-20.00	▼0.21%	4,792	43,128,160	10,782	187,814	31,436	973
	PPSP	2,900	2,900	2,850	2,850	-50.00	▼10.00%	2,175	6,261,510	1,565	204,844	55,085	3,724
	PAS	12,400	12,400	12,200	12,200	100.00	▲0.82%	1,798	21,938,200	5,485	876,875	31,549	2,935
10/05/19	Index	586.10	587.05	582.39	582.39	-3.71	▼0.63%	12,770	84,013,460	21,003	1,977,065	93,955	21,256
	PPWSA	6,200	6,240	6,200	6,240	40.00	▲0.64%	10,400	64,625,260	16,156	542,713	12,650	11,245
	GTI	4,200	4,200	4,200	4,200	0.00	0.00%	0	0	0	168,000	15	1,162
	PPAP	9,080	9,100	9,080	9,100	0.00	0.00%	600	5,458,000	1,365	188,228	30,331	1,051
	PPSP	2,900	2,900	2,880	2,900	0.00	0.00%	831	2,407,900	602	208,438	49,675	6,368
	PAS	12,300	12,300	12,100	12,100	-200.00	▼1.62%	939	11,522,300	2,881	869,688	1,284	1,430
09/05/19	Index	578.43	587.05	574.30	586.10	9.54	▲1.65%	8,120	48,097,140	12,024	1,987,961	91,228	21,120
	PPWSA	5,700	6,240	5,680	6,200	520.00	▲9.15%	7,040	40,690,740	10,173	539,234	2,768	8,349
	GTI	4,200	4,200	4,200	4,200	-200.00	▼4.54%	200	840,000	210	168,000	325	5,013
	PPAP	9,100	9,100	9,100	9,100	-100.00	▼1.08%	450	4,095,000	1,024	188,228	30,986	1,628
	PPSP	2,900	2,900	2,900	2,900	0.00	4.54%	300	870,000	218	208,438	55,401	4,802
	PAS	12,360	12,360	12,300	12,300	0.00	0.00%	130	1,601,400	400	884,063	1,748	1,328
08/05/19	Index	572.81	576.56	572.81	576.56	6.08	▲1.07%	12,213	52,093,840	13,023	1,952,804	74,727	30,799
	PPWSA	5,620	5,680	5,620	5,680	60.00	▲1.06%	2,418	13,672,040	3,418	494,008	3,129	19,154
	GTI	4,400	4,400	4,400	4,400	0.00	0.00%	0	0	0	176,000	130	4,403
	PPAP	9,200	9,200	9,200	9,200	0.00	0.00%	769	7,074,800	1,769	190,296	29,291	953
	PPSP	2,900	2,900	2,900	2,900	0.00	0.00%	8,470	24,563,000	6,141	208,438	40,601	4,924
	PAS	12,200	12,300	12,200	12,300	200.00	▲1.65%	556	6,784,000	1,696	884,063	1,576	1,365
07/05/19	Index	570.48	570.48	570.01	570.48	0.56	▲0.10%	6,306	39,678,400	9,920	1,933,210	39,607	22,329
	PPWSA	5,600	5,620	5,600	5,620	0.00	0.00%	3,746	20,981,900	5,245	488,789	3,218	17,853
	GTI	4,400	4,400	4,400	4,400	0.00	0.00%	0	0	0	176,000	465	1,147
	PPAP	9,200	9,200	9,200	9,200	100.00	▲1.09%	15	138,000	35	190,296	30,973	1,235
	PPSP	2,900	2,900	2,900	2,900	0.00	0.00%	1,330	3,857,000	964	208,438	2,329	1,062
	PAS	12,100	12,100	12,100	12,100	0.00	0.00%	1,215	14,701,500	3,675	869,688	2,622	1,032
06/05/19	Index	571.87	571.87	569.92	569.92	-1.95	▼0.34%	2,679	19,079,020	4,770	1,931,142	77,908	29,251
	PPWSA	5,600	5,620	5,600	5,620	20.00	▲0.35%	757	4,247,340	1,062	488,789	7,582	21,187
	GTI	4,400	4,400	4,400	4,400	0.00	0.00%	0	0	0	176,000	475	1,300
	PPAP	9,200	9,200	9,100	9,100	-100.00	▼1.08%	70	638,000	160	188,228	32,728	1,698
	PPSP	2,900	2,900	2,900	2,900	0.00	0.00%	900	2,610,000	653	208,438	34,501	4,034
	PAS	12,180	12,180	12,100	12,100	-80.00	▼0.65%	952	11,583,680	2,896	869,688	2,622	1,032
03/05/19	Index	584.04	584.04	561.69	571.87	-7.98	▲1.38%	13,237	110,496,400	27,624	1,937,221	126,085	8,649
	PPWSA	5,600	5,600	5,400	5,600	0.00	0.00%	2,130	11,749,640	2,937	487,050	2,647	2,265
	GTI	4,300	4,400	4,300	4,400	-40.00	▼0.90%	251	1,082,300	271	176,000	889	2,527
	PPAP	9,100	9,200	9,100	9,200	0.00	0.00%	1,488	13,547,300	3,387	190,296	43,482	1,425
	PPSP	2,900	2,900	2,800	2,900	-100.00	▼0.90%	3,198	9,240,560	2,310	208,438	42,953	2,025
	PAS	12,600	12,600	12,100	12,180	-240.00	▼1.93%	6,170	74,876,600	18,719	875,438	36,114	407
02/05/19	Index	574.12	579.85	574.12	579.85	2.62	▲0.45%	2,548	25,727,720	6,432	1,747,633	26,503	13,101
	PPWSA	5,600	5,600	5,600	5,600	0.00	0.00%	58	324,800	81	487,050	7,171	1,707
	GTI	4,300	4,440	4,300	4,440	-60.00	▼1.33%	303	1,303,320	326	177,600	553	2,421
	PPAP	9,200	9,200	9,200	9,200	0.00	0.00%	266	2,447,200	612	190,296	13,547	2,223
	PPSP	3,020	3,020	3,000	0	120.00	▲1.33%	221	664,600	166	0	1,494	2,664
	PAS	12,340	12,440	12,340	12,420	40.00	▲0.32%	1,700	20,987,800	5,247	892,688	3,738	4,086
30/04/19	Index	568.41	578.71	568.41	577.23	6.46	1.13%	1,707	17,189,000	4,297	1,954,158	55,071	8,887
	PPWSA	5,500	5,660	5,500	5,600	0.00	0.00%	155	866,000	217	487,050	2,467	1,444
	GTI	4,500	4,500	4,500	4,500	-60.00	▼1.31%	290	1,305,000	326	180,000	938	1,471
	PPAP	9,020	9,200	9,020	9,200	0.00	0.00%	150	1,362,000	341	190,296	28,487	1,438
	PPSP	2,880	2,880	2,880	2,880	30.00	▲1.31%	0	0	0	207,000	21,140	2,505
	PAS	12,100	12,380	12,100	12,380	280.00	▲2.31%	1,112	13,656,000	3,414	889,813	2,039	2,029

29/04/19	Index	564.46	578.63	564.46	570.77	2.20	▲0.39%	4,485	39,513,560	9,878	1,934,277	55,111	6,787
	PPWSA	5,500	5,600	5,500	5,600	0.00	0.00%	1,748	9,665,080	2,416	487,050	2,008	2,424
	GTI	4,560	4,560	4,560	4,560	60.00	▲7.94%	15	68,400	17	182,400	788	473
	PPAP	9,300	9,300	9,200	9,200	0.00	0.00%	200	1,850,000	463	190,296	28,604	22
	PPSP	2,800	2,890	2,760	2,850	-40.00	▼1.33%	278	781,680	195	204,844	21,740	2,221
	PAS	12,380	12,380	12,040	12,100	100.00	▲0.83%	2,244	27,148,400	6,787	869,688	1,971	1,647
26/04/19	Index	566.92	570.90	564.59	568.57	-2.05	0.36%	11,913	85,992,590	21,498	1,927,565	98,867	11,520
	PPWSA	5,600	5,600	5,580	5,600	20.00	▲0.35%	316	1,765,480	441	487,050	7,010	1,899
	GTI	4,500	4,500	4,500	4,500	0.00	0.00%	0	0	0	180,000	575	803
	PPAP	9,300	9,300	9,200	9,200	0.00	1.03%	1,695	15,596,000	3,899	190,296	57,213	786
	PPSP	2,710	2,890	2,710	2,890	-10.00	▼0.00%	5,511	15,881,610	3,970	207,719	31,200	6,956
	PAS	12,100	12,100	12,000	12,000	-100.00	▼0.82%	4,391	52,749,500	13,187	862,500	2,869	1,076
25/04/19	Index	565.50	570.62	565.50	570.62	3.99	▲0.70%	18,255	165,990,140	41,498	1,933,731	84,956	16,731
	PPWSA	5,580	5,580	5,580	5,580	0.00	0.00%	1,000	5,580,000	1,395	485,310	15,519	1,975
	GTI	4,500	4,500	4,500	4,500	300.00	▲7.14%	0	0	0	180,000	898	6,948
	PPAP	9,200	9,300	9,200	9,200	-200.00	▼2.12%	16,553	152,821,900	38,205	190,296	30,084	4,168
	PPSP	2,900	2,900	2,900	2,900	0.00	7.14%	100	290,000	73	208,438	36,480	1,566
	PAS	12,180	12,180	12,100	12,100	80.00	▲0.66%	602	7,298,240	1,825	869,688	1,975	2,074
24/04/19	Index	578.96	578.96	566.63	566.63	-12.33	▼2.13%	24,856	226,628,700	56,657	1,920,118	94,125	16,064
	PPWSA	5,600	5,600	5,580	5,580	-20.00	▼0.35%	2,170	12,142,000	3,036	485,310	8,219	2,028
	GTI	4,500	4,500	4,200	4,200	-320.00	▼7.07%	198	861,600	215	168,000	925	4,401
	PPAP	9,200	9,400	9,200	9,400	0.00	0.00%	20,100	184,940,000	46,235	194,433	16,787	4,745
	PPSP	2,900	2,900	2,900	2,900	0.00	7.07%	0	0	0	208,438	36,230	3,576
	PAS	12,020	12,100	12,000	12,020	-360.00	▼2.90%	2,388	28,685,100	7,171	863,938	31,964	1,314
23/04/19	Index	569.08	580.37	569.08	578.96	8.96	▲1.57%	12,432	108,490,400	27,123	1,960,533	49,458	24,548
	PPWSA	5,660	5,660	5,600	5,600	0.00	0.00%	870	4,873,800	1,218	487,050	9,019	1,874
	GTI	4,100	4,520	4,100	4,520	0.00	0.00%	450	1,950,000	488	180,800	623	4,557
	PPAP	9,200	9,500	9,200	9,400	20.00	▲0.21%	10,633	97,958,200	24,490	194,433	1,064	9,379
	PPSP	2,900	2,900	2,900	2,900	0.00	0.00%	230	667,000	167	208,438	36,440	6,020
	PAS	12,200	12,380	12,200	12,380	380.00	▲3.16%	249	3,041,400	760	889,813	2,312	2,718
22/04/19	Index	569.92	571.31	568.99	570.00	0.08	0.01%	9,002	74,208,300	18,552	1,932,807	49,275	2,899
	PPWSA	5,600	5,600	5,600	5,600	0.00	0.00%	5,205	29,148,000	7,287	487,050	3,997	1,034
	GTI	4,520	4,520	4,520	4,520	0.00	0.00%	0	0	0	180,800	375	890
	PPAP	9,200	9,380	9,200	9,380	180.00	▲1.95%	236	2,195,680	549	194,019	11,126	267
	PPSP	2,900	2,900	2,900	2,900	0.00	0.00%	0	0	0	208,438	31,460	511
	PAS	12,100	12,100	12,000	12,000	-40.00	▼0.33%	3,561	42,864,620	10,716	862,500	2,317	197
19/04/19	Index	566	581	566	570	4.35	▲0.77%	8,948	66,317,100	16,579	1,931,958	48,097	8,168
	PPWSA	5,620	5,620	5,600	5,600	0.00	0.00%	2,263	12,673,800	3,168	487,050	4,655	1,055
	GTI	4,300	4,520	4,300	4,520	400.00	▲9.70%	2,306	10,226,000	2,557	180,800	417	1,094
	PPAP	9,400	9,400	9,200	9,200	-200.00	▼2.12%	2,980	27,971,800	6,993	190,296	7,991	2,415
	PPSP	2,890	2,900	2,890	2,900	10.00	▲9.70%	160	463,900	116	208,438	32,220	1,014
	PAS	12,600	12,600	12,000	12,040	40.00	▲0.33%	1,239	14,981,600	3,745	865,375	2,814	2,590
18/04/19	Index	588.94	593.10	562.53	565.57	-11.26	1.95%	8,167	57,470,920	14,368	1,916,501	50,031	10,549
	PPWSA	5,700	5,700	5,400	5,600	0.00	0.00%	4,750	25,825,400	6,456	487,050	3,717	809
	GTI	4,120	4,120	4,120	4,120	0.00	0.00%	500	2,060,000	515	164,800	1,066	1,270
	PPAP	9,700	9,700	9,400	9,400	20.00	▲0.21%	466	4,410,400	1,103	194,433	11,319	1,717
	PPSP	2,900	2,900	2,890	2,890	-10.00	▼0.00%	500	1,449,000	362	207,719	32,460	6,302
	PAS	13,000	13,000	12,000	12,000	-480.00	▼3.84%	1,951	23,726,120	5,932	862,500	1,469	451
12/04/19	Index	583.40	583.40	576.36	576.83	-6.57	▼1.13%	2,674	11,023,320	2,756	1,951,307	51,030	8,376
	PPWSA	5,700	5,700	5,580	5,600	-100.00	▼1.75%	105	588,300	147	487,050	6,044	1,168
	GTI	4,200	4,200	4,120	4,120	0.00	0.00%	550	2,308,160	577	164,800	790	1,327
	PPAP	9,380	9,380	9,380	9,380	80.00	▲0.86%	175	1,641,500	410	194,019	10,205	926
	PPSP	2,900	2,900	2,890	2,900	0.00	0.00%	1,725	4,997,000	1,249	208,438	32,633	2,442
	PAS	12,680	12,680	12,480	12,480	-200.00	▼1.57%	119	1,488,360	372	897,000	1,358	2,513
11/04/19	Index	565.76	583.96	565.76	583.40	17.64	▲3.12%	891	4,068,160	1,017	1,972,724	46,320	17,260
	PPWSA	5,600	5,700	5,600	5,700	100.00	▲1.78%	210	1,178,000	295	495,747	3,893	1,997
	GTI	4,120	4,120	4,120	4,120	0.00	0.00%	500	2,060,000	515	164,800	850	1,966
	PPAP	9,300	9,300	9,300	9,300	-100.00	▼1.06%	37	344,100	86	192,365	10,143	2,465
	PPSP	2,900	2,900	2,900	2,900	0.00	0.00%	137	397,300	99	208,438	28,549	7,101
	PAS	12,680	12,680	12,680	12,680	680.00	▲5.66%	7	88,760	22	911,375	2,885	3,731

Source: Data from CSX, and Compiled by ACS
*Exchange Rate: USD1=KHR4,000

DISCLAIMER

ALL RESEARCH is based on material compiled from data considered to be reliable at the time of writing. However, information and opinions expressed will be subject to change at short notice, and no part of this report is to be construed as an offer or solicitation of an offer to transact any securities or financial instruments whether referred to herein or otherwise. We do not accept any liability directly or indirectly that may arise from investment decision-making based on this report. The company, its directors, officers, employees and/or connected persons may periodically hold an interest in the securities mentioned.

All Rights Reserved. No part of this publication may be used or re-produced without expressed permission from [ACLEDA SECURITIES PLC.](#)

ACLEDA IN GROUP

ACLEDA BANK PLC.

HEADQUARTERS

61, Preah Monivong Blvd., Sangkat Srah Chork,
Khan Daun Penh, Phnom Penh, Kingdom of Cambodia.

P.O. Box: 1149

Tel: (855) 23 998 777 / 430 999

Fax: (855) 23 998 666 / 430 555

E-mail: acledabank@acledabank.com.kh

Website: www.acledabank.com.kh

SWIFT: ACLBKHPP

ACLEDA BANK PLC.

CASH SETTLEMENT, SECURITIES REGISTRAR, SECURITIES TRANSFER, AND
PAYING AGENT

HEADQUARTERS

61, Preah Monivong Blvd., Sangkat Srah Chork,
Khan Daun Penh, Phnom Penh, Kingdom of Cambodia.

P.O. Box: 1149

Tel: (855) 23 998 777 / 430 999

Fax: (855) 23 998 666 / 430 555

E-mail: acledabank@acledabank.com.kh

Website: www.acledabank.com.kh

SWIFT: ACLBKHPP

ACLEDA BANK LAO LTD.

HEADQUARTERS

#372, corner of Dongpalane and Dongpaina road,
Unit 21, Phonesavanh Neua village, Sisattanak district,
Vientiane capital, Lao PDR.

P.O. Box: 1555

Tel: +856 (0)21 264 998 / 219 231

Fax: +856 (0)21 264 995

E-mail: acledabank@acledabank.com.la

Website: www.acledabank.com.la

SWIFT: ACLBLALA

ACLEDA MFI MYANMAR Co., LTD.

HEADQUARTERS

#186(B), ShweGonTaing Road, Yae Tar Shae Block,
Bahan Township, Yangon Region,
The Republic of the Union of Myanmar.

Tel: (+95-1) 559 475 / 552 956

Website: www.acledamfi.com.mm

ACLEDA SECURITIES PLC.

HEADQUARTERS

5TH Floor ACLEDA Building
5th Floor, ACLEDA Building # 61, Preah Monivong Blvd.,
Sangkat Srah Chork,

Khan Daun Penh, Phnom Penh, Kingdom of Cambodia.

Tel: (855) 23 723 388 / 999 966 / 999 977

Email: acs.rep@acledasecurities.com.kh

Website: www.acledasecurities.com.kh

ACLEDA INSTITUTE OF BUSINESS

HEADQUARTERS

Address: #1397, Phnom Penh-Hanoi
Friendship Blvd., Phum Anlong Kngan, Sangkat Khmuonh, Khan
Saensokh, Phnom Penh, Kingdom of Cambodia

P. O. Box: 1149

Tel: + 855 (0)23 986 937 / 999 944

E-mail: info@acleda-aib.edu.kh

Website: www.acleda-aib.edu.kh

CREDIT BUREAU (CAMBODIA) Co., LTD

2ND FLOOR

#10 Street 242, Chaktomuk,
Daun Penh, Phnom Penh, Cambodia

Mobile : (855) 16 370 707 (Main)

: (855) 12 303 032

ACLEDA PROPERTIES LTD.

HEADQUARTERS

61, Preah Monivong Blvd., Sangkat Srah Chork,
Khan Daun Penh, Phnom Penh, Kingdom of Cambodia.