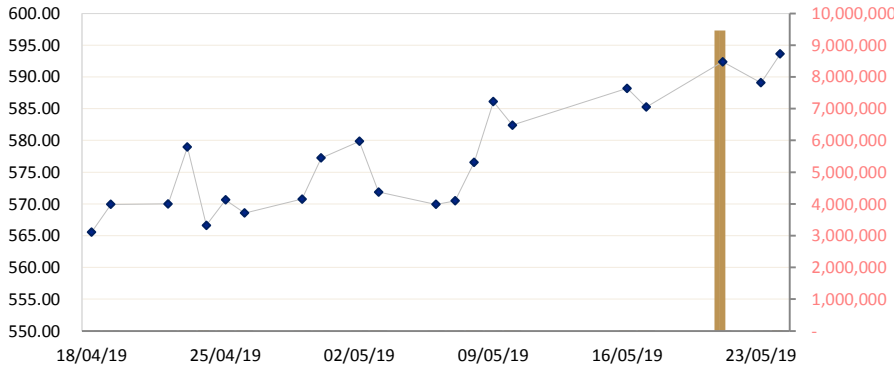




CAMBODIA SECURITIES EXCHANGE: MARKET SUMMARY

Index	589.07	589.07	593.62	4.55	▲0.77	23,911	120,102,500
PPWSA	6,240	6,240	6,300	60	▲0.95	5,614	34,934,860
GTI	4,300.00	4,300.00	4,300.00	0.00	0.00	389	1,753,700
PPAP	9,200	9,100	9,100	-100	▼1.10	320	2,914,000
PPSP	2,800.00	2,800.00	2,870.00	70.00	▲2.44	14,364	40,386,500
PAS	12,400	12,400	12,500	100	▲0.80	3,224	40,113,440

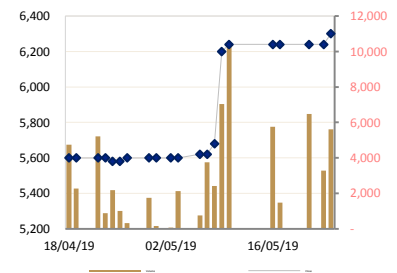
CSX DAILY STOCK INDEX (Last 30 Days)



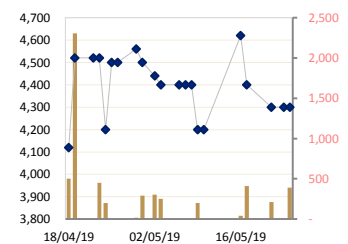
LISTED COMPANIES

PPWSA	Phnom Penh Water Supply Authority
Industry	Water Utility
GTI	Grant Twins Int. (Cambodia) Plc.
Industry	Apparel Clothing
PPAP	Phnom Penh Autonomous Port.
Industry	Port Services
PPSP	Phnom Penh SEZ PLC.
Industry	SEZ Developer
PAS	Sihanouk Ville Autonomous Port.
Industry	Port Services

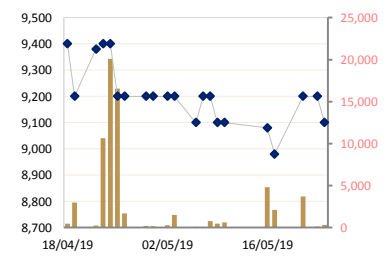
PPWSA DAILY STOCK PRICE



GTI DAILY STOCK PRICE



PPAP DAILY STOCK PRICE



SECURITIES NEWS

CAMBODIA : CSX trading breaks all-time record with \$29.6M volume

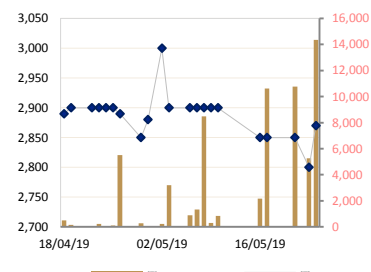
Stock trading at the Cambodia Securities Exchange (CSX) on Tuesday broke an all-time record since its opening in 2012, as volume reached 9.45 million shares, or 120.12 billion riel (\$29.6 million). The previous record was achieved on December 26 when 2,150,535 shares were exchanged with a total value of more than \$4.43 million. Sihanoukville Autonomous Port's (PAS) stock accounted for 99% of traded shares on that day. A CSX press release said PAS' stock contributed the most to Tuesday's trading at 120.02 billion riel. of the amount, only 0.02 billion riel was traded through the Auction Trading Method (ATM) and the remaining 120 billion riel through the Negotiated Trading Method (NTM). CSX Market Operations Department acting director Kim Sophanita said on Tuesday that the Kingdom's securities market has been progressing and that the CSX can accommodate more and bigger trades. She said the stock exchange cannot disclose the identity of Tuesday's traders, but concurred that the trade was between Japanese institutional investors. (Phnom Penh Post)

CAMBODIA : Phnom Penh port sees nearly \$6M generated in this year's first quarter

Cambodia Securities Exchange (CSX) listed Phnom Penh Autonomous Port (PPAP), a state-owned enterprise, generated nearly \$6 million in the first quarter of this year, a more than 25% increase compared to the same period last year, a quarterly report filed with CSX said. The first quarter report, released on CSX, shows that during the period this year, the port earned \$5.87 million in total revenue from its business and services. This was a 25.84% increase from the \$4.65 million recorded in the same period last year. The report shows that net profit after tax was \$3.63 million, up 218.37% compared to the first quarter of last year, which was slightly over \$1.14 million. The above achievement is attributed to consumer confidence as the port provides a fast and transparent service, according to the port's board of director's statement. The statement said the port will continue to expand its existing services and businesses globally while creating new services in the port and logistics sectors. PPAP's total assets as of March 31 amounted to more than \$189 million, a 2.11% increase, while its total capital amounted to more than \$142

million, up 1.99%, according to the report. PPAP's share price closed at 9,200 riel (\$2.27) each on Tuesday, with a trading volume of 3,704 shares. *(Phnom Penh Post)*

PPSP DAILY STOCK PRICE

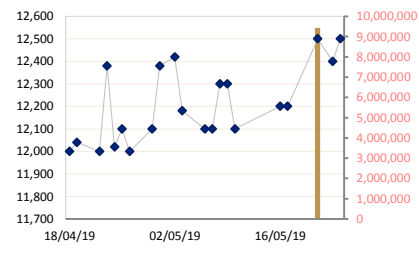


BUSINESS & ECONOMIC NEWS

CAMBODIA : CBC reports \$6.7B in consumer credit

The total outstanding balance of consumer credit in Cambodia reached \$6.7 billion at the end of March a 7.4% increase from the end of December the latest report from the Credit Bureau of Cambodia (CBC) said. The CBC said some 1.14 million Cambodians applied for consumer credit at the end of March, an increase of 5.3% from the end of December. As of March, non-performing loans after 30 days (NPL 30) reached 1.24%, a slight increase on the 1.18% recorded at the end of December. "Credit growth is still on the right track. Though the NPL 30 saw a slight increase, it is still at a decent level which implies the good quality of loans and portfolio management from financial institutions," CBC CEO Oeur Sothearoath said in the report. He continued that credit card applications saw a drop in the first quarter of this year compared to the previous quarter, which indicates lower demand. Consumer credit encompasses personal finance loans (51.2% of all outstanding consumer credit loans), mortgages (47.6%) and credit cards (1.1%). Consumer credit outstanding at \$6.7 billion accounts for roughly 36% of the total out-standing balance of individual loans in the market. *(Phnom Penh Post)*

PAS DAILY STOCK PRICE



CAMBODIA : Firms urged to study export regulation

Local firms must have a clear understanding of phytosanitary regulation if they wish to increase shipments abroad, experts stressed during a workshop organised by Germany's GIZ last week. Phytosanitary inspections help prevent pests and ensure the products are safe to eat, said Heng Chhun Hy, deputy director of the phytosanitary department. He was speaking on Friday at an event that brought together exporters, importers, business associations, and representatives of agricultural communities to learn more about phytosanitary regulation and processes. Mr Chhun Hy said businesses in the sector must keep up-to-date with the latest developments on phytosanitary regulation and procedures so that their products are not held at the border. "We must follow all requirements in terms of phytosanitary procedures or our products will not be able to enter foreign markets legally," he said. The event was organised as part of GIZ's Facilitating Trade for Agriculture Goods in Asean (FTAG) programme, which focuses on fresh fruits and vegetables particularly mango, longan, lychee, dragon fruit, banana, and chili peppers in Cambodia, Thailand, and Vietnam. *(Khmer Times)*

CAMBODIA : CDC approves \$4 billion in investment projects

The government approved \$4 billion worth of investment projects during the first four months of the year, the Council for the Development of Cambodia recently revealed. From January to April this year, the value of investments approved more than tripled compared to the same period in 2018, CDC said. 115 projects were given a greenlight by CDC, compared to just 81 last year. They include hotels and garment and footwear factories, as well as factories of electrical appliances, furniture, and plywood. There were also investments in the F&B and agriculture sectors. Ngeth Chou, senior consultant at Emerging Markets Consulting, said the sharp increase reflects the confidence both local and foreign investors have on the country's stability and economic performance. "This booming growth shows strong confidence among local and foreign investors in the political situation and the economy, which is now growing healthily," he said. CDC's data did not reveal investors' nationalities but Mr Chou believes the majority of approved investment projects come from China, particularly those in construction and real estate. *(Khmer Times)*

JAPAN : Japan's economy shows better-than-expected Q1 growth of 0.5%

Japanese GDP expanded a better-than-expected 0.5% in the first quarter of this year, official data showed on Monday, although analysts cautioned that the world's third-largest economy was still facing headwinds. It was the second successive expansion for the Japanese economy after growth of 0.4% in the fourth quarter of last year. The results defied gloomy expectations by analysts who predicted a small decline at the start of this year, but some economists warned

that signs of weakness remained beneath the positive headline figure. “The headline figures were unexpectedly good but if you take a closer look, the data was not something we should be pleased about,” said Takeshi Minami, chief economist at Norinchukin Research Institute. “Rather, the data clearly showed weak points in the economy with poor consumption and corporate investment on plants and equipment,” he said. Net exports contributed strongly to the latest growth figures but only because the fall in imports outweighed a decline in exports, according to the data from the Cabinet Office. (AFP)

LAO : Laos-Vietnam trade deficit targeted to drop to \$227M

The Lao government has set a target of reducing the trade deficit with Vietnam to about \$227 million this year, with the country producing more products for export. The value of imports from Vietnam to Laos is expected to touch \$985.3 million, and Laos plans to achieve exports of \$757.9 million, according to the Ministry of Industry and Commerce. Last year, Laos faced a trade deficit of \$496.2 million with Vietnam, with imports valued at \$1.3815 billion and exports at \$885.3 million. The main items Laos exported to Vietnam were drinking water, minerals, wood products, agricultural products such as rubber, coffee, corn, cassava and rice and cattle. In contrast, imports were focused on key groups such as petroleum, fertilisers, steel, machinery, electrical equipment, construction materials and spare parts. Economic cooperation between Laos and Vietnam has grown in recent years as the two nations have supported bilateral investment and trade. Last year, Vietnam was among Laos’ top three trade partners. Total investments by Vietnam in Laos last year were worth \$4.1 billion, said a Lao report. (Vientiane Times).

Historical Trading Data (Latest Month)

Date	Index/Stock	Open	High	Low	Close	Change	Δ (%)	Volume	Value (mil. KHR)	Value (\$)*	Mar. Cap. (mil. KHR)	Remain Quantity	
												Sell	Buy
24/05/19	Index	589.07	593.62	585.68	593.62	4.55	▲0.77%	23,911	120,102,500	30,026	2,012,877	56,933	21,760
	PPWSA	6,240	6,320	6,120	6,300	60.00	▲0.96%	5,614	34,934,860	8,734	547,931	12,930	6,915
	GTI	4,300	4,600	4,300	4,300	0.00	0.00%	389	1,753,700	438	172,000	198	2,625
	PPAP	9,100	9,200	9,100	9,100	-100.00	▼1.08%	320	2,914,000	729	188,228	4,676	3,126
	PPSP	2,800	2,870	2,790	2,870	70.00	▲2.50%	14,364	40,386,500	10,097	206,281	37,872	6,200
	PAS	12,400	12,500	12,400	12,500	100.00	▲0.80%	3,224	40,113,440	10,028	898,438	1,257	2,894
23/05/19	Index	584.88	589.97	584.88	589.07	-3.30	▲0.56%	10,730	61,855,080	15,464	1,997,509	54,280	15,299
	PPWSA	6,300	6,300	6,240	6,240	0.00	0.00%	3,284	20,498,160	5,125	542,713	14,363	5,210
	GTI	4,300	4,300	4,300	4,300	0.00	0.00%	0	0	0	172,000	270	242
	PPAP	9,360	9,360	9,200	9,200	0.00	0.00%	116	1,076,000	269	190,296	5,472	689
	PPSP	2,800	2,800	2,800	2,800	-50.00	▼0.00%	5,264	14,739,200	3,685	201,250	31,294	5,858
	PAS	12,220	12,400	12,220	12,400	-100.00	▼0.80%	2,066	25,541,720	6,385	891,250	2,881	3,300
21/05/19	Index	583.81	593.68	582.73	592.37	7.13	▲1.22%	9,457,422	#####	30,031,241	2,008,290	65,944	26,449
	PPWSA	6,240	6,240	6,200	6,240	0.00	0.00%	6,481	40,437,440	10,109	542,713	15,017	4,366
	GTI	4,300	4,300	4,280	4,300	-100.00	▼2.27%	210	902,800	226	172,000	265	5,544
	PPAP	8,900	9,600	8,900	9,200	220.00	▲2.44%	3,704	33,962,220	8,491	190,296	2,135	10,899
	PPSP	2,800	2,850	2,800	2,850	0.00	2.27%	10,760	30,166,000	7,542	204,844	35,550	3,823
	PAS	12,200	12,500	12,200	12,500	300.00	▲2.45%	9,436,267	#####	30,004,874	898,438	12,977	1,817
17/05/19	Index	582.20	588.51	582.09	585.24	-2.95	▼0.50%	15,187	66,586,710	16,647	1,986,177	73,634	32,847
	PPWSA	6,200	6,240	6,200	6,240	0.00	0.00%	1,466	9,140,240	2,285	542,713	22,838	3,342
	GTI	4,200	4,400	4,200	4,400	-220.00	▼4.76%	410	1,724,000	431	176,000	620	10,051
	PPAP	9,000	9,000	8,900	8,980	-100.00	▼1.10%	2,109	18,934,260	4,734	185,746	11,935	951
	PPSP	2,800	2,890	2,800	2,850	0.00	4.76%	10,629	29,793,010	7,448	204,844	25,264	16,686
	PAS	12,200	12,400	12,200	12,200	0.00	0.00%	573	6,995,200	1,749	876,875	12,977	1,817
16/05/19	Index	587.87	593.37	587.74	588.19	5.80	▲1.00%	14,565	107,456,690	26,864	1,997,045	131,490	18,080
	PPWSA	6,200	6,300	6,200	6,240	0.00	0.00%	5,761	35,948,640	8,987	542,713	12,804	9,764
	GTI	4,620	4,620	4,620	4,620	420.00	▲10.00%	39	180,180	45	184,800	616	684
	PPAP	9,000	9,080	9,000	9,080	-20.00	▼0.21%	4,792	43,128,160	10,782	187,814	31,436	973
	PPSP	2,900	2,900	2,850	2,850	-50.00	▼10.00%	2,175	6,261,510	1,565	204,844	55,085	3,724
	PAS	12,400	12,400	12,200	12,200	100.00	▲0.82%	1,798	21,938,200	5,485	876,875	31,549	2,935
10/05/19	Index	586.10	587.05	582.39	582.39	-3.71	0.63%	12,770	84,013,460	21,003	1,977,065	93,955	21,256
	PPWSA	6,200	6,240	6,200	6,240	40.00	▲0.64%	10,400	64,625,260	16,156	542,713	12,650	11,245
	GTI	4,200	4,200	4,200	4,200	0.00	0.00%	0	0	0	168,000	15	1,162
	PPAP	9,080	9,100	9,080	9,100	0.00	0.00%	600	5,458,000	1,365	188,228	30,331	1,051
	PPSP	2,900	2,900	2,880	2,900	0.00	0.00%	831	2,407,900	602	208,438	49,675	6,368
	PAS	12,300	12,300	12,100	12,100	-200.00	▼1.62%	939	11,522,300	2,881	869,688	1,284	1,430
09/05/19	Index	578.43	587.05	574.30	586.10	9.54	▲1.65%	8,120	48,097,140	12,024	1,987,961	91,228	21,120
	PPWSA	5,700	6,240	5,680	6,200	520.00	▲9.15%	7,040	40,690,740	10,173	539,234	2,768	8,349
	GTI	4,200	4,200	4,200	4,200	-200.00	▼4.54%	200	840,000	210	168,000	325	5,013
	PPAP	9,100	9,100	9,100	9,100	-100.00	▼1.08%	450	4,095,000	1,024	188,228	30,986	1,628
	PPSP	2,900	2,900	2,900	2,900	0.00	4.54%	300	870,000	218	208,438	55,401	4,802
	PAS	12,360	12,360	12,300	12,300	0.00	0.00%	130	1,601,400	400	884,063	1,748	1,328
08/05/19	Index	572.81	576.56	572.81	576.56	6.08	▲1.07%	12,213	52,093,840	13,023	1,952,804	74,727	30,799
	PPWSA	5,620	5,680	5,620	5,680	60.00	▲1.06%	2,418	13,672,040	3,418	494,008	3,129	19,154
	GTI	4,400	4,400	4,400	4,400	0.00	0.00%	0	0	0	176,000	130	4,403
	PPAP	9,200	9,200	9,200	9,200	0.00	0.00%	769	7,074,800	1,769	190,296	29,291	953
	PPSP	2,900	2,900	2,900	2,900	0.00	0.00%	8,470	24,563,000	6,141	208,438	40,601	4,924
	PAS	12,200	12,300	12,200	12,300	200.00	▲1.65%	556	6,784,000	1,696	884,063	1,576	1,365
07/05/19	Index	570.48	570.48	570.01	570.48	0.56	▲0.10%	6,306	39,678,400	9,920	1,724,773	39,607	22,329
	PPWSA	5,600	5,620	5,600	5,620	0.00	0.00%	3,746	20,981,900	5,245	488,789	3,218	17,853
	GTI	4,400	4,400	4,400	4,400	0.00	0.00%	0	0	0	176,000	465	1,147
	PPAP	9,200	9,200	9,200	9,200	100.00	▲1.09%	15	138,000	35	190,296	30,973	1,235
	PPSP	2,900	2,900	2,900	0	0.00	0.00%	1,330	3,857,000	964	0	2,329	1,062
	PAS	12,100	12,100	12,100	12,100	0.00	0.00%	1,215	14,701,500	3,675	869,688	2,622	1,032
06/05/19	Index	571.87	571.87	569.92	569.92	-1.95	0.34%	2,679	19,079,020	4,770	1,931,142	77,908	29,251
	PPWSA	5,600	5,620	5,600	5,620	20.00	▲0.35%	757	4,247,340	1,062	488,789	7,582	21,187
	GTI	4,400	4,400	4,400	4,400	0.00	0.00%	0	0	0	176,000	475	1,300
	PPAP	9,200	9,200	9,100	9,100	-100.00	▼1.08%	70	638,000	160	188,228	32,728	1,698
	PPSP	2,900	2,900	2,900	2,900	0.00	0.00%	900	2,610,000	653	208,438	34,501	4,034
	PAS	12,180	12,180	12,100	12,100	-80.00	▼0.65%	952	11,583,680	2,896	869,688	2,622	1,032

03/05/19	Index	584.04	584.04	561.69	571.87	-7.98	▼1.38%	13,237	110,496,400	27,624	1,937,221	126,085	8,649
	PPWSA	5,600	5,600	5,400	5,600	0.00	0.00%	2,130	11,749,640	2,937	487,050	2,647	2,265
	GTI	4,300	4,400	4,300	4,400	-40.00	▼0.49%	251	1,082,300	271	176,000	889	2,527
	PPAP	9,100	9,200	9,100	9,200	0.00	0.00%	1,488	13,547,300	3,387	190,296	43,482	1,425
	PPSP	2,900	2,900	2,800	2,900	-100.00	▼0.90%	3,198	9,240,560	2,310	208,438	42,953	2,025
	PAS	12,600	12,600	12,100	12,180	-240.00	▼1.93%	6,170	74,876,600	18,719	875,438	36,114	407
02/05/19	Index	574.12	579.85	574.12	579.85	2.62	0.45%	2,548	25,727,720	6,432	1,963,258	26,503	13,101
	PPWSA	5,600	5,600	5,600	5,600	0.00	0.00%	58	324,800	81	487,050	7,171	1,707
	GTI	4,300	4,440	4,300	4,440	-60.00	▼1.33%	303	1,303,320	326	177,600	553	2,421
	PPAP	9,200	9,200	9,200	9,200	0.00	0.20%	266	2,447,200	612	190,296	13,547	2,223
	PPSP	3,020	3,020	3,000	3,000	120.00	▲1.33%	221	664,600	166	215,625	1,494	2,664
	PAS	12,340	12,440	12,340	12,420	40.00	▲0.32%	1,700	20,987,800	5,247	892,688	3,738	4,086
30/04/19	Index	568.41	578.71	568.41	577.23	6.46	▲1.13%	1,707	17,189,000	4,297	1,954,158	55,071	8,421
	PPWSA	5,500	5,660	5,500	5,600	0.00	0.00%	155	866,000	217	487,050	2,467	2,039
	GTI	4,500	4,500	4,500	4,500	-60.00	▼1.31%	290	1,305,000	326	180,000	938	1,444
	PPAP	9,020	9,200	9,020	9,200	0.00	0.00%	150	1,362,000	341	190,296	28,487	1,471
	PPSP	2,880	2,880	2,880	2,880	30.00	▲1.31%	0	0	0	207,000	21,140	1,438
	PAS	12,100	12,380	12,100	12,380	280.00	▲2.31%	1,112	13,656,000	3,414	889,813	2,039	2,029
29/04/19	Index	564.46	578.63	564.46	570.77	2.20	0.39%	4,485	39,513,560	9,878	1,934,277	55,111	6,787
	PPWSA	5,500	5,600	5,500	5,600	0.00	0.00%	1,748	9,665,080	2,416	487,050	2,008	2,424
	GTI	4,560	4,560	4,560	4,560	60.00	▲1.33%	15	68,400	17	182,400	788	473
	PPAP	9,300	9,300	9,200	9,200	0.00	0.00%	200	1,850,000	463	190,296	28,604	22
	PPSP	2,800	2,890	2,760	2,850	-40.00	▼1.33%	278	781,680	195	204,844	21,740	2,221
	PAS	12,380	12,380	12,040	12,100	100.00	▲0.83%	2,244	27,148,400	6,787	869,688	1,971	1,647
26/04/19	Index	566.92	570.90	564.59	568.57	-2.05	▼0.36%	11,913	85,992,590	21,498	1,927,565	98,867	11,520
	PPWSA	5,600	5,600	5,580	5,600	20.00	▲0.35%	316	1,765,480	441	487,050	7,010	1,899
	GTI	4,500	4,500	4,500	4,500	0.00	0.00%	0	0	0	180,000	575	803
	PPAP	9,300	9,300	9,200	9,200	0.00	0.00%	1,695	15,596,000	3,899	190,296	57,213	786
	PPSP	2,710	2,890	2,710	2,890	-10.00	▼0.00%	5,511	15,881,610	3,970	207,719	31,200	6,956
	PAS	12,100	12,100	12,000	12,000	-100.00	▼0.82%	4,391	52,749,500	13,187	862,500	2,869	1,076
25/04/19	Index	565.50	570.62	565.50	570.62	3.99	▲0.70%	18,255	165,990,140	41,498	1,933,731	84,956	15,956
	PPWSA	5,580	5,580	5,580	5,580	0.00	0.00%	1,000	5,580,000	1,395	485,310	15,519	6,948
	GTI	4,500	4,500	4,500	4,500	300.00	▲7.14%	0	0	0	180,000	898	4,168
	PPAP	9,200	9,300	9,200	9,200	-200.00	▼2.12%	16,553	152,821,900	38,205	190,296	30,084	1,566
	PPSP	2,900	2,900	2,900	2,900	0.00	7.14%	100	290,000	73	208,438	36,480	1,200
	PAS	12,180	12,180	12,100	12,100	80.00	▲0.66%	602	7,298,240	1,825	869,688	1,975	2,074
24/04/19	Index	579	579	567	567	-12.33	▼2.13%	24,856	226,628,700	56,657	1,920,118	94,125	16,064
	PPWSA	5,600	5,600	5,580	5,580	-20.00	▼0.35%	2,170	12,142,000	3,036	485,310	8,219	2,028
	GTI	4,500	4,500	4,200	4,200	-320.00	▼7.07%	198	861,600	215	168,000	925	4,401
	PPAP	9,200	9,400	9,200	9,400	0.00	0.00%	20,100	184,940,000	46,235	194,433	16,787	4,745
	PPSP	2,900	2,900	2,900	2,900	0.00	7.07%	0	0	0	208,438	36,230	3,576
	PAS	12,020	12,100	12,000	12,020	-360.00	▼2.90%	2,388	28,685,100	7,171	863,938	31,964	1,314
23/04/19	Index	569.08	580.37	569.08	578.96	8.96	▼1.57%	12,432	108,490,400	27,123	1,960,533	49,458	24,548
	PPWSA	5,660	5,660	5,600	5,600	0.00	0.00%	870	4,873,800	1,218	487,050	9,019	1,874
	GTI	4,100	4,520	4,100	4,520	0.00	0.00%	450	1,950,000	488	180,800	623	4,557
	PPAP	9,200	9,500	9,200	9,400	20.00	▲0.21%	10,633	97,958,200	24,490	194,433	1,064	9,379
	PPSP	2,900	2,900	2,900	2,900	0.00	0.00%	230	667,000	167	208,438	36,440	6,020
	PAS	12,200	12,380	12,200	12,380	380.00	▲3.16%	249	3,041,400	760	889,813	2,312	2,718
22/04/19	Index	569.92	571.31	568.99	570.00	0.08	▲0.01%	9,002	74,208,300	18,552	1,932,807	49,275	2,899
	PPWSA	5,600	5,600	5,600	5,600	0.00	0.00%	5,205	29,148,000	7,287	487,050	3,997	1,034
	GTI	4,520	4,520	4,520	4,520	0.00	0.00%	0	0	0	180,800	375	890
	PPAP	9,200	9,380	9,200	9,380	180.00	▲1.95%	236	2,195,680	549	194,019	11,126	267
	PPSP	2,900	2,900	2,900	2,900	0.00	0.00%	0	0	0	208,438	31,460	511
	PAS	12,100	12,100	12,000	12,000	-40.00	▼0.33%	3,561	42,864,620	10,716	862,500	2,317	197
19/04/19	Index	566.04	580.93	566.04	569.92	4.35	▲0.77%	8,948	66,317,100	16,579	1,931,958	48,097	8,168
	PPWSA	5,620	5,620	5,600	5,600	0.00	0.00%	2,263	12,673,800	3,168	487,050	4,655	1,055
	GTI	4,300	4,520	4,300	4,520	400.00	▲9.70%	2,306	10,226,000	2,557	180,800	417	1,094
	PPAP	9,400	9,400	9,200	9,200	-200.00	▼2.12%	2,980	27,971,800	6,993	190,296	7,991	2,415
	PPSP	2,890	2,900	2,890	2,900	10.00	▲9.70%	160	463,900	116	208,438	32,220	1,014
	PAS	12,600	12,600	12,000	12,040	40.00	▲0.33%	1,239	14,981,600	3,745	865,375	2,814	2,590

Source: Data from CSX, and Compiled by ACS
*Exchange Rate: USD1=KHR4,000

DISCLAIMER

ALL RESEARCH is based on material compiled from data considered to be reliable at the time of writing. However, information and opinions expressed will be subject to change at short notice, and no part of this report is to be construed as an offer or solicitation of an offer to transact any securities or financial instruments whether referred to herein or otherwise. We do not accept any liability directly or indirectly that may arise from investment decision-making based on this report. The company, its directors, officers, employees and/or connected persons may periodically hold an interest in the securities mentioned.

All Rights Reserved. No part of this publication may be used or re-produced without expressed permission from [ACLEDA SECURITIES PLC.](#)

ACLEDA IN GROUP

ACLEDA BANK PLC.

HEADQUARTERS

61, Preah Monivong Blvd., Sangkat Srah Chork,
Khan Daun Penh, Phnom Penh, Kingdom of Cambodia.

P.O. Box: 1149

Tel: (855) 23 998 777 / 430 999

Fax: (855) 23 998 666 / 430 555

E-mail: acledabank@acledabank.com.kh

Website: www.acledabank.com.kh

SWIFT: ACLBKHPP

ACLEDA BANK PLC.

CASH SETTLEMENT, SECURITIES REGISTRAR, SECURITIES TRANSFER, AND
PAYING AGENT

HEADQUARTERS

61, Preah Monivong Blvd., Sangkat Srah Chork,
Khan Daun Penh, Phnom Penh, Kingdom of Cambodia.

P.O. Box: 1149

Tel: (855) 23 998 777 / 430 999

Fax: (855) 23 998 666 / 430 555

E-mail: acledabank@acledabank.com.kh

Website: www.acledabank.com.kh

SWIFT: ACLBKHPP

ACLEDA BANK LAO LTD.

HEADQUARTERS

#372, corner of Dongpalane and Dongpaina road,
Unit 21, Phonesavanh Neua village, Sisattanak district,
Vientiane capital, Lao PDR.

P.O. Box: 1555

Tel: +856 (0)21 264 998 / 219 231

Fax: +856 (0)21 264 995

E-mail: acledabank@acledabank.com.la

Website: www.acledabank.com.la

SWIFT: ACLBLALA

ACLEDA MFI MYANMAR Co., LTD.

HEADQUARTERS

#186(B), ShweGonTaing Road, Yae Tar Shae Block,
Bahan Township, Yangon Region,
The Republic of the Union of Myanmar.

Tel: (+95-1) 559 475 / 552 956

Website: www.acledamfi.com.mm

ACLEDA SECURITIES PLC.

HEADQUARTERS

5TH Floor ACLEDA Building
5th Floor, ACLEDA Building # 61, Preah Monivong Blvd.,
Sangkat Srah Chork,

Khan Daun Penh, Phnom Penh, Kingdom of Cambodia.

Tel: (855) 23 723 388 / 999 966 / 999 977

Email: acs.rep@acledasecurities.com.kh

Website: www.acledasecurities.com.kh

ACLEDA INSTITUTE OF BUSINESS

HEADQUARTERS

Address: #1397, Phnom Penh-Hanoi
Friendship Blvd., Phum Anlong Kngan, Sangkat Khmuonh, Khan
Saensokh, Phnom Penh, Kingdom of Cambodia

P. O. Box: 1149

Tel: + 855 (0)23 986 937 / 999 944

E-mail: info@acleda-aib.edu.kh

Website: www.acleda-aib.edu.kh

CREDIT BUREAU (CAMBODIA) Co., LTD

2ND FLOOR

#10 Street 242, Chaktomuk,
Daun Penh, Phnom Penh, Cambodia

Mobile : (855) 16 370 707 (Main)

: (855) 12 303 032

ACLEDA PROPERTIES LTD.

HEADQUARTERS

61, Preah Monivong Blvd., Sangkat Srah Chork,
Khan Daun Penh, Phnom Penh, Kingdom of Cambodia.