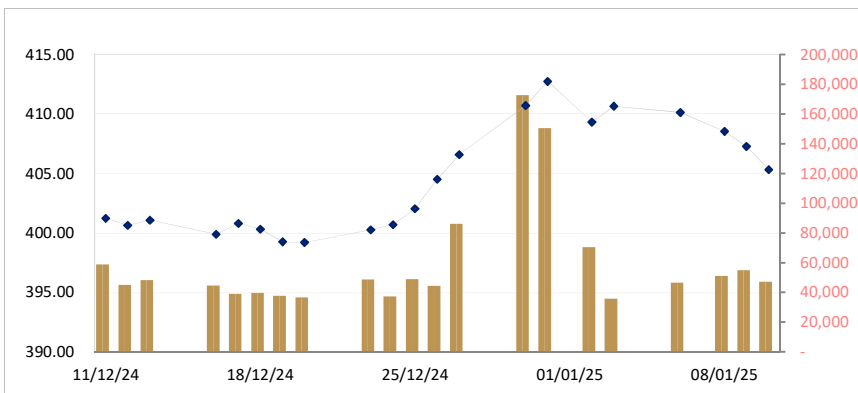


CAMBODIA SECURITIES EXCHANGE: MARKET SUMMARY

Index / Companies	Previous Day	Open	Closing	Change	% Change	From Listed till Today		Volume	Value (KHR)
						High	Low		
Index	407.27	407.06	405.34	-1.93	▼0.47	662	398	47,140	301,052,790
PPWSA	6,300	6,320	6,300	0	0.00	8,100	6,100	1,060	6,670,240
GTI	5,040	5,000	5,040	0	0.00	5,460	2,130	2,621	13,118,320
PPAP	13,600	13,400	13,600	0	0.00	18,300	12,000	1,001	13,593,460
PPSP	2,170	2,180	2,170	0	0.00	2,590	1,990	1,044	2,260,230
PAS	11,700	11,700	11,640	-60.	▼0.51	14,100	10,620	600	7,002,240
ABC	7,260	7,260	7,160	-100.	▼1.38	11,600	6,760	33,643	242,074,660
PEPC	2,350	2,360	2,350	0	0.00	3,400	2,030	417	977,920
DBD	2,030	2,030	2,040	10.	▲0.49	2,460	1,980	3,719	7,533,920
JSL	3,380	3,380	3,370	-10.	▼0.30	6,080	2,210	209	696,950
CAMGSM	2,420	2,420	2,420	0	0.00	3,630	2,260	4,010	9,702,880
MJQE	2,070	2,070	2,060	-10.	▼0.48	2,550	2,000	2,744	5,652,840

CSX DAILY STOCK INDEX (Last 30 Days)



Listed Companies

PWSA	Phnom Penh Water Supply Authority
Industry	Water Utility
GTI	Grant Twins Int. (Cambodia) Plc.
Industry	Apparel Clothing
PPAP	Phnom Penh Autonomous Port.
Industry	Port Services
PPSP	Phnom Penh SEZ PLC.
Industry	SEZ Developer
PAS	Sihanouk Ville Autonomous Port.
Industry	Port Services
ABC	ACLEDA Bank
Industry	Financial
PEPC	PESTECH Cambodia
Industry	Power
DBD	DBD Engineering PLC
Industry	Construction and Engineering
JSL	JS Land PLC.
Industry	Condo Developer
CGSM	CAMGSM Plc.
Industry	Telecommunications
MJQE	MENGLY J. QUACH EDUCATION PLC
Industry	Education

Securities News

CAMBODIA: ACLEDA Bank to raise more capital through bonds

ACLEDA Bank Plc, a leading commercial bank in Cambodia, has obtained approval from the National Bank of Cambodia for Subordinated Bond Issuance through the Cambodia Securities Exchange (CSX). The bank issued a notification regarding the move on January 8. ACLEDA Bank, the first commercial bank in Cambodia listed on CSX, would like to notify investors and the public that the bank has obtained approval from NBC for Subordinated Bond Issuance on CSX for utilizing as capital, general banking activities, and for other corporate objectives of the bank," stated the notification. According to the bank, the bond issuance will help it in implementing the Royal Government's strategy for Cambodia's socio-economic development. The bank also stated that it fulfills all the requirements of the relevant authorities for the purpose. The bank issued its first equity securities on CSX on May 15, 2020, raising \$17.5

million. After the NBC approval, the bank has to proceed with other requirements and apply for issuance applications to get ahead with the process, said CSX CEO Hong Sok Hour. “ACLEDA Bank is already a CSX-listed company. The procedures for applying issuance applications to relevant units are easier and shorter for it compared to those companies which are listing new,” Sok Hour said yesterday. The bank’s move is a good signal and a model for other investors and companies about the flexibility in raising capital for listed companies from the market with easy procedures in a short time. Currently, there are 2 types of securities, stocks and bonds, traded on CSX. While there are 11 listed companies in the equity market, 12 companies issued corporate bonds. The listed companies raised \$389 million from the market. Launched in 2012; CSX is a joint venture between the Cambodian government holding 55 % of the stakes and the Korean Exchange owning the remaining 45 %.

Business & Economic News

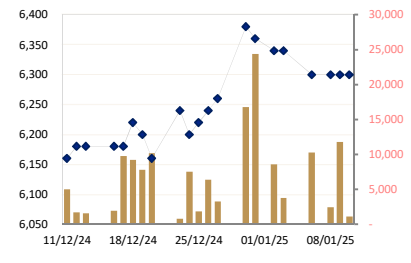
CAMBODIA: Cambodia’s exports to Australia reach nearly \$450M, report says

Cambodia’s exports to Australia were valued at nearly \$450 million during the first November of 2024, marking a 36 % increase compared to the same period in the previous year, according to a recent report from the Ministry of Commerce (MoC). The report also noted that the bilateral trade volume between Cambodia and Australia reached \$547 million during this period, reflecting an increase of 20.95 % year-on-year. Of the total trade volume, Cambodia’s exports accounted for \$444 million, an increase of 36.66 % compared to the corresponding period in 2023, read the report. Meanwhile, imports from Australia were valued at \$102 million, representing a decline of 19.33 %, it added. Australia is a member of the Regional Comprehensive Economic Partnership (RCEP), which came into effect on January 1, 2022. The trade agreement includes 15 members—Brunei, Cambodia, Indonesia, Laos, Malaysia, Myanmar, the Philippines, Singapore, Thailand, Vietnam, China, Japan, South Korea, Australia, and New Zealand. Lim Heng, Vice President of the Cambodia Chamber of Commerce (CCC), told Khmer Times that the RCEP agreement has significantly boosted Cambodia’s exports and domestic investment, helping to create more export opportunities for the country. “RCEP countries remain potential markets for Cambodia and will complement the EU and US markets under the EBA and GSP trade preferences,” he added. Cham Nimul, the Minister of Commerce, recently highlighted Cambodia’s key export markets, which include Australia, the United States, and ASEAN member states, Europe, China, Japan, Canada, the United Kingdom, and Korea. Minister Nimul underscored the importance of leveraging Cambodia’s existing free trade agreements (FTAs) with various partner countries. She stated, “Cambodia has free trade agreements with many partner countries, so we need to maximize the benefits of these agreements and expand into new markets to boost our exports. She also emphasized the need to explore new opportunities to diversify Cambodia’s export destinations, thereby enhancing the country’s economic resilience and fostering sustainable growth. MoC remains committed to strengthening existing trade partnerships and adopting innovative approaches to enhance Cambodia’s export potential in the years ahead. In January 2023, the MoC and the Australian Embassy in Cambodia jointly announced the launch of 2 key market research papers. The first paper focuses on Cambodian agricultural products for export to the EU and ASEAN markets, while the second explores Cambodia’s access to global markets through free trade agreements. Additionally, they announced the introduction of the Single Digital Platform, which includes the Free Trade Agreement (FTA) Portal website, the Self-Certification System, and the Rule of Origin International Verification System. These tools are designed to assist businesses in maximizing the benefits of all free trade agreements to which Cambodia is a signatory.

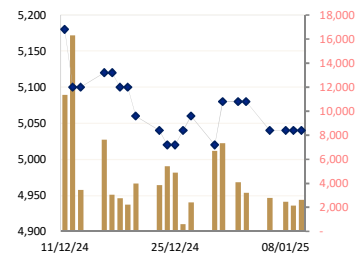
CAMBODIA: Key agricultural products see significant surge in 2024

Cambodia’s agriculture sector has experienced a remarkable surge in 2024, with key export commodities displaying significant growth. The main products Cambodia exported included rice, bananas, mangoes, cassava, cashew nuts, corn, pepper and tobacco. China, Vietnam and Thailand are the major importers of Cambodia’s agricultural items. From January to November of last year, the country earned \$1,271 million from paddy rice export and \$438 million from milled rice exports, a year-on-year increase of 16.42 % and 3.97 %, respectively, according to an official report from the Ministry of Commerce. Exports of cassava amounted to \$622 million and \$523 million from rubber export, with a growth of 13.42 % and 15.81 % respectively. The Kingdom also earned \$502 million from cashew nut export, a year-on-year increase of 31 %, and \$138 million from fresh mango exports, up 24 percent. However, the banana exports saw a decrease by 11.2 % to \$138 million, read the report. The report showed that other agricultural products – corn, pepper, longan and cane sugar earned a combined income of \$310 million. The ministry stated that this indicates that the agricultural sector plays an important role in supporting the socio-economic development of Cambodia, which is more resilient than other sectors. “A majority of Cambodia’s agricultural exports are now formal, which is a positive sign. We are no longer exporting informally, our exports are recognized

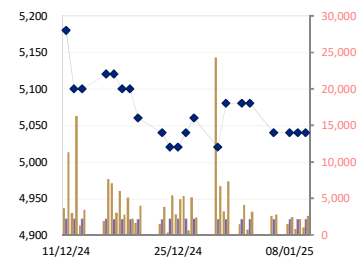
PWSA Daily Stock Price



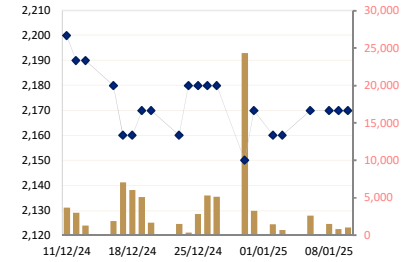
GTI Daily Stock Price



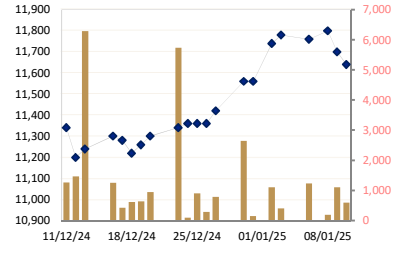
PPAP Daily Stock Price



PPSP Daily Stock Price



PAS Daily Stock Price



through official channels,” said Khim Finan, Undersecretary of State and a representative of the Ministry of Agriculture, Forestry, and Fisheries. “These results reflect the success of opening new markets and boosting competitiveness, which has helped agricultural products reach export-quality standards,” he said. The ministry’s policies for the agricultural sector not only focus on ensuring food security in the country but also on finding export markets for high-quality agricultural products. Agriculture is one of the four pillars supporting Cambodia’s economy. The government has announced the implementation of a new strategic policy, aiming to upgrade agriculture from household to commercial farming and enhance farmers’ income through value-added products. Under the priority policy, the government deployed 250 agricultural officials and the number will be raised to over 1,300 by 2025 in communes nationwide to add human resources for the agricultural sector’s development. These officials will assist farmers, form agricultural cooperatives, link production chains and guide farmers to reduce production costs.

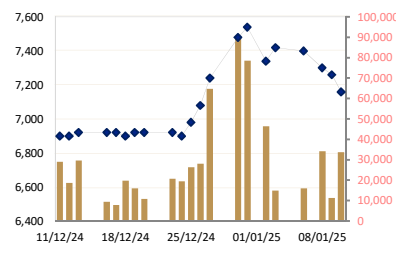
CAMBODIA: Trade through BRI-backed economic zone in Cambodia hits record high in 2024

The value of imports and exports passing through the Sihanoukville Special Economy Zone (SSEZ) in Cambodia hit a record high in 2024, said Cambodia’s customs data released on Monday. The total trade volume of the enterprises in the SSEZ reached 4.07 billion U.S. dollars last year, a year-on-year increase of 21.3 percent, the data showed. Jointly ventured by Chinese and Cambodian investors, the SSEZ is a flagship project under China’s Belt and Road Initiative (BRI). The SSEZ operator said in a news release that in 2024, the zone featured high-quality development and promoted the integration of industry and city. The news release said the construction of the SSEZ 2.0 upgraded version has taken a big step to a new level. The 11-square-km SSEZ had attracted 28 new enterprises in 2024, bringing the total number of enterprises in the zone to 202, with approximately 32,000 jobs created, the news release said. Those enterprises came from China, European countries, the United States, and Southeast Asian countries, among other countries and regions. “The SSEZ has injected new momentum into enriching the China-Cambodia Diamond Hexagon cooperation framework and building Cambodia’s Industrial Development Corridor, the news release said. Neak Chandarith, director of the Cambodia 21st Century Maritime Silk Road Research Center, said the SSEZ is situated near the deep-water Sihanoukville Autonomous Port, which is very convenient for trade exchanges economic zone has attracted a lot of foreign direct investment and boosted Cambodia’s manufacturing sector, leading to employment creation and increased exports.” Xinhua between Cambodia and the rest of the world. “This economic zone has contributed to boosting Cambodia’s economic growth and generating a lot of jobs for locals,” he told Xinhua. “The SSEZ, together with other flagship BRI projects, has been playing a crucial role in helping Cambodia achieve its ambitious goals of becoming an upper-middle income country by 2030 and a high-income nation by 2050.” Seun Sam, a policy analyst at the Royal Academy of Cambodia, said the SSEZ is one of the key catalysts for Cambodia’s economic growth and trade development. “The SSEZ is one of the most impressive outcomes of the BRI projects in Cambodia,” he told Xinhua. “This special

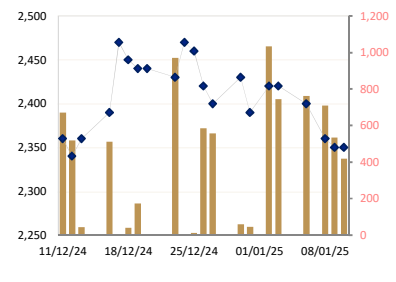
CAMBODIA: Minimum wage hike will sustain investment competitiveness

The new minimum wage set by the Royal Government came into effect this month. This will enhance productivity and foster harmonious professional relations between employers, unions and stakeholders, said a top government official on Friday. Speaking at the inauguration ceremony of the production building at the Seeds Garment – Cambodia factory in Phnom Penh, Nguy Rith, Secretary of State at the Ministry of Labor and Vocational Training, said that this in turn can lead to business expansion and the creation of more job opportunities for Cambodians—goals that the Royal Government of Cambodia prioritizes. Congratulating workers on the implementation of the new minimum wage for 2025, Rith said, “The policy of increasing wages annually reflects the care of the Royal Government of Cambodia under the leadership of Prime Minister Hun Manet. This is in addition to the many other benefits that workers receive, particularly the social protection that serves as a valuable resource for the well-being of workers and employees.” He also called on all relevant parties, especially employers and unions to consider the overall interests of workers, employees and to properly fulfill their obligations in accordance with applicable state laws. The new minimum wage of \$208 for workers in the textile, garment, footwear, and travel products and bags sectors was welcomed by economic experts saying that the move will help Cambodia maintain its competitiveness in attracting investment. A statement issued by the Ministry of Labor and Vocational Training (MLVT) quoted Ky Sereyvath, a researcher in economics at the Royal Academy of Cambodia (RAC), saying that the 2025 minimum wage “aligns with the global economic situation and the circumstances of investors in Cambodia.” “The \$208 figure considered reasonable, as it helps Cambodia remain competitive in attracting investment, particularly in comparison with industrialized countries.” He added that this means that the minimum wage figure is balanced, neither too high nor too low, compared to other countries.

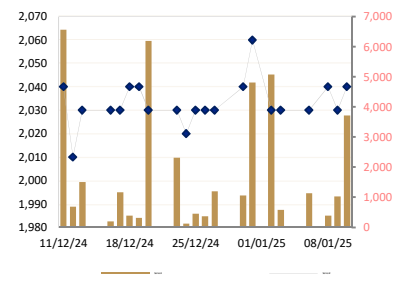
ABC Daily Stock Price



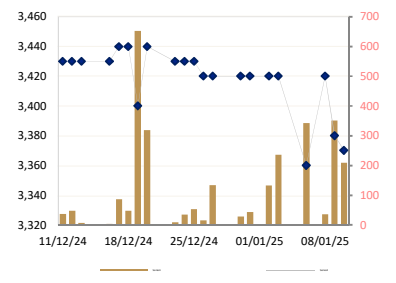
PEPC Daily Stock Price



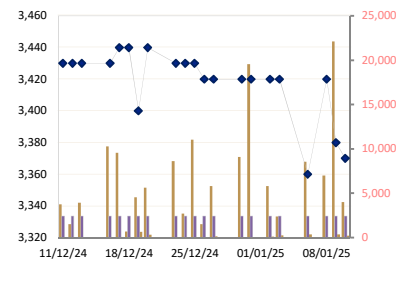
DBD Daily Stock Price



JSL Daily Stock Price



CAMGSM Daily Stock Price

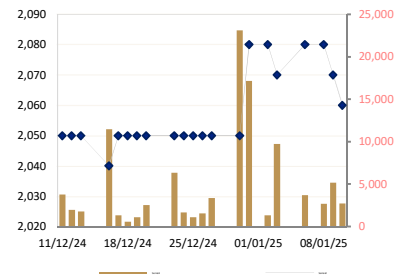


It may be recall that the new minimum wage for 2025 is \$208 per month, an increase of \$4 compared to \$204 last year. “In the current economic situation, maintaining the policy of increasing the minimum wage reflects the Royal Government of Cambodia (RGC)’s commitment to supporting workers. However, if the wage rises too high and becomes disproportionate to domestic productivity, it could undermine Cambodia’s competitiveness and negatively impact the flow of foreign investment,” reasoned Sereyvath. However, he appreciated the government’s efforts to consistently consider the well-being of Cambodian workers by providing wage increases and other benefits. “Focusing on labor productivity and worker wages is essential for ensuring stable investment and maintaining high competitiveness. I hope that Cambodia’s productivity and investment levels will continue to improve, enabling the government to keep increasing worker wages,” Sereyvath emphasized. Leang Saroeun, a worker at the Seeds Garment – Cambodia factory, expressed his happiness stating that he is very grateful for the Royal Government and the Ministry of Labor for the wage increase. Talking to Khmer Times, he said, “I will receive the new minimum wage of \$208 this month. Although it is a small amount, but this wage is crucial for my livelihood and will provide additional monthly income to support my family, alongside the other benefits I am already receiving.” According to a report by the Ministry of Commerce, Cambodia exported garments, footwear, and travel goods worth \$12.22 billion during the first 11 months of 2024, up 24.9 % year over year. The report said that garments worth \$8.94 billion were exported, an increase of 25.8 % year over year. Footwear products worth \$1.5 billion were also ship to international markets, up 24.3 %. In addition, travel goods equivalent to \$1.78 billion were export during the same period, up 21.5 %.

CAMBODIA: PPAP’s revenues exceed \$42 million

The Phnom Penh Autonomous Port (PPAP) has announced its estimated services, business, and financial performance for 2024. Total revenues exceeded \$42 million, and business activity increased compared to 2023. According to the press release, PPAP forecasted a total income of 173.82 billion riels (approximately \$42.69 million) for 2024. The report highlighted significant growth in key service and business metrics. In 2024, the volume of goods and fuel handled by PPAP reached 4.51 million tons, an increase of 8.86 percent compared to 2023. The number of containers processed rose to 460,000 TEUs, a growth of 16.1 % compared to the previous year. Additionally, 5,850 cargo ships passed through the port, a sharp increase of 51.59 % compared to 2023. However, cruise ship activity and passenger numbers declined. In 2024, the number of cruise ships fell to 280 from 567 in 2023, while passenger numbers decreased to 22,200, down from 25,152 in the previous year.

MJQE Daily Stock Price



PPPHistorical Data from 25/ December /2024 to 10/ January / 2024

Date	Index/Stock	Open	High	Low	Close	Change	Δ (%)	Volume	Value (mil. KHR)	Value (\$)*	Mar. Cap. (mil. KHR)
10/01/25	Index	407.06	407.12	405.34	405.34	1.93	▲0.47%	48,324	303,630,820	75,908	10,971,584
	PPWSA	6,320	6,340	6,260	6,300	0.00	0.00%	1,060	6,670,240	1,667.56	547,931
	GTI	5,000	5,040	4,940	5,040	0.00	0.00%	2,621	13,118,320	3,279.58	201,600
	PPAP	13,400	13,600	13,400	13,600	0.00	0.00%	1,001	13,593,460	3,398.37	281,307
	PPSP	2,180	2,180	2,160	2,170	0.00	0.00%	1,044	2,260,230	565.06	155,969
	PAS	11,700	11,780	11,640	11,640	-60.00	▼0.51%	600	7,002,240	1,750.56	998,386
	ABC	7,260	7,260	7,160	7,160	-100.00	▼1.37%	33,643	242,074,660	60,518.67	3,101,447
	PEPC	2,360	2,360	2,330	2,350	0.00	0.00%	417	977,920	244.48	176,121
	DBD	2,030	2,050	2,010	2,040	10.00	▲0.49%	3,719	7,533,920	1,883.48	13,182
	JSL	3,380	3,390	3,330	3,370	-10.00	▼0.29%	209	696,950	174.24	86,643
	CAMGSM	2,420	2,430	2,410	2,420	0.00	0.00%	4,010	9,702,880	2,425.72	4,741,436
MJQE	2,070	2,070	2,050	2,060	-10.00	▼0.48%	2,744	5,652,840	1,413.21	667,563	
09/01/25	Index	408.03	408.35	405.60	407.27	1.27	▲0.31%	38,696	209,721,870	52,430	10,353,962
	PPWSA	6,280	6,340	6,240	6,300	0.00	0.00%	11,766	73,844,140	18,461.04	547,931
	GTI	5,000	5,040	5,000	5,040	0.00	0.00%	2,148	10,763,220	2,690.81	201,600
	PPAP	13,800	13,800	13,600	13,600	-200.00	▼1.44%	163	2,241,920	560.48	281,307
	PPSP	2,170	2,170	2,160	2,170	0.00	0.00%	814	1,762,630	440.66	155,969
	PAS	11,860	11,860	11,680	11,700	-100.00	▼0.84%	1,109	12,975,840	3,243.96	1,003,532
	ABC	7,280	7,300	7,220	7,260	-40.00	▼0.54%	11,197	81,182,520	20,295.63	3,144,764
	PEPC	2,360	2,360	2,330	2,350	-10.00	▼0.42%	534	1,255,720	313.93	176,121
	DBD	2,030	2,040	2,030	2,030	0.00	0.00%	2,316	4,702,920	1,175.73	13,117
	JSL	3,440	3,440	3,430	3,430	-10.00	▼0.29%	9	30,910	7.73	88,185
	CAMGSM	2,420	2,450	2,420	2,420	10.00	▲0.41%	8,640	20,962,050	5,240.51	4,741,436
MJQE	2,040	2,050	2,030	2,050	0.00	0.00%	6,331	12,909,000	3,227.25	664,322	
08/01/25	Index	409.89	410.10	407.21	408.54	1.60	▲0.39%	57,035	318,067,170	79,517	10,404,088
	PPWSA	6,260	6,360	6,260	6,300	0.00	0.00%	2,430	15,259,100	3,814.78	547,931
	GTI	5,020	5,040	5,000	5,040	0.00	0.00%	2,451	12,304,000	3,076.00	201,600
	PPAP	13,700	13,860	13,600	13,800	0.00	0.00%	82	1,130,660	282.67	285,444
	PPSP	2,170	2,170	2,160	2,170	0.00	0.00%	1,487	3,224,400	806.10	155,969
	PAS	11,860	11,860	11,400	11,800	40.00	▲0.34%	185	2,157,380	539.35	1,012,109
	ABC	7,400	7,400	7,280	7,300	-100.00	▼1.35%	34,067	249,039,620	62,259.91	3,162,090
	PEPC	2,380	2,380	2,270	2,360	-40.00	▼1.66%	710	1,615,790	403.95	176,870
	DBD	2,020	2,040	2,000	2,030	10.00	▲0.49%	11,741	23,895,290	5,973.82	13,117
	JSL	3,420	3,420	3,420	3,420	20.00	▲0.58%	1	3,420	0.86	87,928
	CAMGSM	2,440	2,440	2,430	2,430	-10.00	▼0.40%	3,881	9,437,510	2,359.38	4,761,029
MJQE	2,030	2,040	2,030	2,030	0.00	0.00%	6,577	13,381,560	3,345.39	657,841	
06/01/25	Index	410.77	411.09	408.54	410.14	0.53	▲0.13%	43,275	248,404,400	62,101	10,448,643
	PPWSA	6,360	6,360	6,240	6,300	-40.00	▼0.63%	10,261	64,307,460	16,076.87	547,931
	GTI	5,000	5,040	4,980	5,040	-40.00	▼0.78%	2,781	13,929,260	3,482.32	201,600
	PPAP	14,480	14,480	13,800	13,800	-60.00	▼0.43%	829	11,510,940	2,877.74	285,444
	PPSP	2,160	2,190	2,160	2,170	10.00	▲0.46%	2,624	5,702,480	1,425.62	155,969
	PAS	11,780	11,880	11,760	11,760	-20.00	▼0.16%	1,241	14,639,020	3,659.76	1,008,678
	ABC	7,400	7,420	7,340	7,400	-20.00	▼0.26%	15,911	117,118,580	29,279.65	3,205,406
	PEPC	2,420	2,420	2,270	2,400	-20.00	▼0.82%	762	1,774,830	443.71	179,868
	DBD	2,040	2,050	2,000	2,050	-10.00	▼0.48%	7,137	14,436,600	3,609.15	13,246
	JSL	3,450	3,480	3,440	3,480	-10.00	▼0.28%	767	2,640,750	660.19	89,471
	CAMGSM	2,460	2,460	2,430	2,430	-10.00	▼0.40%	962	2,344,480	586.12	4,761,029
MJQE	2,040	2,050	2,030	2,050	0.00	0.00%	2,100	4,284,180	1,071.05	664,322	
03/01/25	Index	409.68	410.93	409.29	410.67	1.35	▲0.33%	32,447	180,602,430	45,151	10,484,943
	PPWSA	6,300	6,360	6,300	6,340	0.00	0.00%	3,758	23,691,740	5,922.94	551,410
	GTI	5,060	5,080	4,980	5,080	0.00	0.00%	3,204	16,094,340	4,023.59	203,200
	PPAP	13,900	13,900	13,840	13,860	60.00	▲0.43%	47	652,000	163.00	286,685
	PPSP	2,170	2,180	2,160	2,160	0.00	0.00%	700	1,514,760	378.69	155,250
	PAS	11,740	11,780	11,740	11,780	40.00	▲0.34%	403	4,740,940	1,185.24	1,010,394
	ABC	7,340	7,420	7,320	7,420	80.00	▲1.08%	14,915	110,026,020	27,506.51	3,214,070
	PEPC	2,380	2,430	2,380	2,420	0.00	0.00%	744	1,772,290	443.07	181,367
	DBD	2,060	2,060	2,050	2,050	10.00	▲0.49%	202	414,130	103.53	13,246
	JSL	3,450	3,450	3,400	3,450	0.00	0.00%	942	3,244,330	811.08	88,700
	CAMGSM	2,450	2,470	2,430	2,440	10.00	▲0.41%	7,532	18,451,880	4,612.97	4,780,622
MJQE	2,040	2,050	2,040	2,050	10.00	▲0.49%	4,964	10,133,940	2,533.49	664,322	
02/01/25	Index	412.54	412.54	408.96	409.32	3.43	▲0.83%	64,604	448,266,860	112,067	10,465,083
	PPWSA	6,300	6,360	6,300	6,340	-20.00	▼0.31%	8,585	54,129,380	13,532.35	551,410
	GTI	5,080	5,100	4,960	5,080	0.00	0.00%	4,101	20,512,000	5,128.00	203,200

	PPAP	13,840	13,840	13,660	13,800	-40.00	▼0.28%	591	8,138,360	2,034.59	285,444
	PPSP	2,170	2,170	2,160	2,160	-10.00	▼0.46%	1,457	3,161,140	790.29	155,250
	PAS	11,760	11,760	11,560	11,740	180.00	▲1.55%	1,105	12,925,040	3,231.26	1,006,963
	ABC	7,520	7,520	7,320	7,340	-200.00	▼2.65%	46,367	343,122,680	85,780.67	3,179,417
	PEPC	2,410	2,500	2,380	2,420	30.00	▲1.25%	1,034	2,565,960	641.49	181,367
	DBD	2,080	2,080	2,060	2,070	0.00	0.00%	63	130,240	32.56	13,375
	JSL	3,410	3,440	3,410	3,440	-10.00	▼0.28%	408	1,401,780	350.45	88,442
	CAMGSM	2,440	2,450	2,440	2,450	10.00	▲0.40%	893	2,180,280	545.07	4,800,214
	MJQE	2,050	2,050	2,040	2,050	0.00	0.00%	4,602	9,410,350	2,352.59	664,322
	Index	410.94	414.06	409.73	412.75	2.03	▲0.49%	115,986	798,355,540	199,589	10,479,499
31/12/24	PPWSA	6,300	6,380	6,220	6,360	-20.00	▼0.31%	24,389	153,524,780	38,381.20	553,149
	GTI	5,040	5,080	4,940	5,080	60.00	▲1.19%	7,334	36,975,340	9,243.84	203,200
	PPAP	13,840	13,900	13,840	13,840	0.00	0.00%	239	3,315,040	828.76	286,272
	PPSP	2,150	2,170	2,140	2,170	20.00	▲0.93%	3,243	6,976,770	1,744.19	155,969
	PAS	11,600	11,600	11,320	11,560	0.00	0.00%	150	1,729,520	432.38	991,524
	ABC	7,480	7,760	7,460	7,540	60.00	▲0.80%	78,554	590,883,200	147,720.80	3,266,049
	PEPC	2,430	2,430	2,380	2,390	-40.00	▼1.64%	45	107,550	26.89	179,119
	DBD	2,080	2,080	2,060	2,060	0.00	0.00%	269	554,470	138.62	13,311
	JSL	3,540	3,540	3,480	3,480	0.00	0.00%	21	73,230	18.31	89,471
	CAMGSM	2,420	2,420	2,420	2,420	0.00	0.00%	1,742	4,215,640	1,053.91	4,741,436
	MJQE	2,020	2,040	2,020	2,040	0.00	0.00%	1,051	2,130,550	532.64	661,081
	Index	407.21	412.98	406.75	410.72	4.13	▲1.02%	142,989	902,266,040	225,567	10,433,917
30/12/24	PPWSA	6,320	6,500	6,280	6,380	120.00	▲1.91%	16,753	106,211,280	26,552.82	554,889
	GTI	5,040	5,040	4,900	5,020	-40.00	▼0.79%	6,694	33,342,900	8,335.73	200,800
	PPAP	13,580	13,860	13,580	13,840	260.00	▲1.91%	790	10,860,320	2,715.08	286,272
	PPSP	2,190	2,190	2,120	2,150	-30.00	▼1.37%	24,319	52,237,670	13,059.42	154,531
	PAS	11,420	11,560	11,420	11,560	140.00	▲1.22%	2,642	30,340,920	7,585.23	991,524
	ABC	7,240	10,700	7,240	7,480	240.00	▲3.31%	89,220	663,108,860	165,777.22	3,240,059
	PEPC	2,320	2,490	2,320	2,430	30.00	▲1.25%	58	141,390	35.35	182,116
	DBD	2,060	2,080	2,050	2,080	10.00	▲0.48%	223	460,270	115.07	13,440
	JSL	3,460	3,460	3,440	3,440	10.00	▲0.29%	22	75,710	18.93	88,442
	CAMGSM	2,420	2,420	2,410	2,410	-10.00	▼0.41%	2,268	5,486,720	1,371.68	4,721,844
	MJQE	2,030	2,040	2,020	2,040	0.00	0.00%	4,628	9,395,370	2,348.84	661,081
	Index	402.36	406.59	402.36	406.59	2.07	▲0.51%	83,647	535,749,770	133,937	10,343,086
27/12/24	PPWSA	6,240	6,260	6,200	6,260	20.00	▲0.32%	3,289	20,460,200	5,115.05	544,452
	GTI	5,040	5,060	4,940	5,060	20.00	▲0.39%	2,400	12,061,240	3,015.31	202,400
	PPAP	13,600	13,600	13,580	13,580	-20.00	▼0.14%	93	1,263,080	315.77	280,894
	PPSP	2,180	2,180	2,160	2,180	0.00	0.00%	5,157	11,197,750	2,799.44	156,688
	PAS	11,360	11,460	11,340	11,420	60.00	▲0.52%	784	8,917,480	2,229.37	979,516
	ABC	7,080	7,280	7,060	7,240	160.00	▲2.25%	64,782	465,268,580	116,317.15	3,136,100
	PEPC	2,410	2,410	2,320	2,400	-20.00	▼0.82%	556	1,290,710	322.68	179,868
	DBD	2,060	2,090	2,060	2,080	-10.00	▼0.47%	3,647	7,555,060	1,888.77	13,440
	JSL	3,420	3,460	3,410	3,450	-50.00	▼1.42%	623	2,129,920	532.48	88,700
	CAMGSM	2,430	2,430	2,420	2,430	0.00	0.00%	2,316	5,605,750	1,401.44	4,761,029
	MJQE	2,040	2,050	2,040	2,050	0.00	0.00%	5,268	10,748,690	2,687.17	664,322
	Index	402.65	404.92	402.55	404.52	2.48	▲0.62%	46,216	270,535,670	67,634	10,251,479
26/12/24	PPWSA	6,260	6,260	6,140	6,240	20.00	▲0.32%	6,367	39,377,240	9,844.31	542,713
	GTI	5,040	5,040	4,980	5,040	20.00	▲0.39%	614	3,070,980	767.75	201,600
	PPAP	13,400	13,600	13,400	13,600	200.00	▲1.49%	101	1,357,600	339.40	281,307
	PPSP	2,180	2,180	2,160	2,180	0.00	0.00%	5,313	11,554,070	2,888.52	156,688
	PAS	11,360	11,360	11,340	11,380	0.00	0.00%	289	3,280,260	820.07	976,085
	ABC	7,000	7,080	7,000	7,080	100.00	▲1.43%	28,099	198,292,880	49,573.22	3,066,794
	PEPC	2,320	2,420	2,320	2,420	-40.00	▼1.62%	586	1,373,520	343.38	181,367
	DBD	2,090	2,090	2,090	2,090	0.00	0.00%	134	280,060	70.02	13,505
	JSL	3,470	3,500	3,470	3,500	0.00	0.00%	533	1,850,500	462.63	89,985
	CAMGSM	2,420	2,430	2,400	2,420	0.00	0.00%	4,180	10,098,560	2,524.64	4,741,436
	MJQE	2,050	2,050	2,040	2,040	-10.00	▼0.48%	2,443	4,985,220	1,246.31	661,081
	Index	402.62	402.62	399.89	402.04	1.33	▲0.33%	70,872	315,404,860	78,851	10,184,976
25/12/24	PPWSA	6,260	6,260	6,200	6,220	20.00	▲0.32%	1,854	11,516,280	2,879.07	540,973
	GTI	5,020	5,040	4,900	5,020	0.00	0.00%	4,883	24,280,440	6,070.11	200,800
	PPAP	13,440	13,440	13,400	13,400	0.00	0.00%	128	1,716,120	429.03	277,170
	PPSP	2,190	2,190	2,170	2,180	0.00	0.00%	2,821	6,143,600	1,535.90	156,688
	PAS	11,340	11,380	11,240	11,360	0.00	0.00%	908	10,266,900	2,566.73	974,370
	ABC	6,920	6,980	6,920	6,980	80.00	▲1.15%	26,283	182,488,800	45,622.20	3,023,478
	PEPC	2,700	2,700	2,310	2,460	-10.00	▼0.40%	13	34,230	8.56	184,365
	DBD	2,080	2,090	2,080	2,090	10.00	▲0.48%	16,831	35,009,260	8,752.32	13,505
	JSL	3,640	3,640	3,460	3,570	-70.00	▼1.92%	2,554	8,962,150	2,240.54	91,785
	CAMGSM	2,400	2,420	2,390	2,410	20.00	▲0.83%	14,597	34,987,080	8,746.77	4,721,844
	MJQE	2,050	2,050	2,040	2,040	-10.00	▼0.48%	8,191	16,722,290	4,180.57	661,081

Source: Data from CSX, and Compiled by ACS *Exchange Rate: USD1=KHR 4,000

DISCLAIMER

ALL RESEARCH based on material compiled from data considered reliable at the time of writing. However, information and opinions expressed will be subject to change at short notice, and no part of this report is to be construed as an offer or solicitation of an offer to transact any securities or financial instruments whether referred to herein or otherwise. We do not accept any liability directly or indirectly that may arise from investment decision-making based on this report. The company, its directors, officers, employees and/or connected persons may periodically hold an interest in the securities mentioned.

All Rights Reserved. No part of this publication may be used or re-produced without expressed permission from [ACLEDA SECURITIES PLC.](#)

ACLEDA IN GROUP

ACLEDA BANK PLC.

HEADQUARTERS

61, Preah Monivong Blvd., Sangkat Srah Chork,
Khan Daun Penh, Phnom Penh, Kingdom of Cambodia.
P.O. Box: 1149
Tel: (855) 23 998 777 / 430 999
Fax: (855) 23 998 666 / 430 555
E-mail: acledabank@acledabank.com.kh
Website: www.acledabank.com.kh
SWIFT: ACLBKHPP

ACLEDA BANK PLC.

CASH SETTLEMENT, SECURITIES REGISTRAR, SECURITIES TRANSFER, AND
PAYING AGENT

HEADQUARTERS

61, Preah Monivong Blvd., Sangkat Srah Chork,
Khan Daun Penh, Phnom Penh, Kingdom of Cambodia.
P.O. Box: 1149
Tel: (855) 23 998 777 / 430 999
Fax: (855) 23 998 666 / 430 555
E-mail: acledabank@acledabank.com.kh
Website: www.acledabank.com.kh
SWIFT: ACLBKHPP

ACLEDA BANK LAO LTD.

HEADQUARTERS

#398, Corner of Dongpalane and Dongpaina Road, Unit 20,
Phonesavanh
Neua Village, Sisattanak District, Vientiane Capital, Lao PDR.
P.O. Box: 1555
Hotline :1800
Tel: +856 (0)21 264 994 / 264 998
Fax: +856 (0)21 264 995 / 219 228
E-mail: acledabank@acledabank.com.la
Website: www.acledabank.com.la
SWIFT: ACLBLALA

ACLEDA UNIVERSITY OF BUSINESS

HEADQUARTERS

Address: #1397, Phnom Penh-Hanoi
Friendship Blvd., Phum Anlong Kngan, Sangkat Khmuonh, Khan
Saensokh, Phnom Penh, Kingdom of Cambodia
P. O. Box: 1149
Tel: + 855 (0)15 900 457 / 10 900 537 / 15 600 410
E-mail: info@aub.edu.kh
Website: www.aub.edu.kh

ACLEDA INSTITUTE OF BUSINESS

HEADQUARTERS

Address: #1397, Phnom Penh-Hanoi
Friendship Blvd., Phum Anlong Kngan, Sangkat Khmuonh, Khan
Saensokh, Phnom Penh, Kingdom of Cambodia
P. O. Box: 1149
Tel: + 855 (0)23 881 790 / 999 944
E-mail: info@acleda-aib.edu.kh
Website: www.acleda-aib.edu.kh

ACLEDA MFI MYANMAR CO., LTD.

HEADQUARTERS

#186(B), ShweGonTaing Road, Yae Tar Shae Block,
Bahan Township, Yangon Region,
The Republic of the Union of Myanmar.
Tel: (+95-1) 559 475 / 552 956
Website: www.acledamfi.com.mm