

# របៀបផ្ទេរប្រាក់ទៅក្រៅប្រទេស

## How to make Overseas Fund Transfer

### 1-1 សម្រាប់ Maker / For Maker

ជាដំបូងសូមចុច "☰" រួចចុច "Overseas Fund Transfer" បន្ទាប់មកសូមចុច "Overseas Fund Transfer"  
Please click "Main Menu" then click "Overseas Fund Transfer" click "Overseas Fund Transfer"

The screenshot shows theACLEDA Bank website interface. The top navigation bar includes theACLEDA logo, a language selector set to "English", and links for "Find ATMs", "Find POSs", "Exchange Rate", "FAQs", "Contact Us", and "About Us". A red circle with the number "1" highlights the main menu icon (☰) in the top left corner. The left sidebar menu lists various services, with "Overseas Fund Transfer" highlighted in red. Below it, the sub-menu items "Change Information", "Manage Template(Overseas)", and "Overseas Fund Transfer" are also highlighted in red. The main content area displays an "Incoming Message" section with a search bar and a table of messages. The table has columns for "Sender", "Subject", "Date/Time", and "Links".

| Sender                                | Subject   | Date/Time           | Links |
|---------------------------------------|---|---------------------|-------|
| <input type="checkbox"/> ICRC-CHECKER | Your Bill Payment Ref: EL2116000002 has been processed successfully                     | 09/06/2021 08:56:05 |       |
| <input type="checkbox"/> ICRC-SADMIN  | Your Bill Payment Ref: EL2116000001 has been processed successfully                     | 09/06/2021 08:53:25 |       |
| <input type="checkbox"/> ICRC-CHECKER | Your Bill Payment Ref: EL2115900004 has been processed successfully                     | 08/06/2021 10:49:14 |       |
| <input type="checkbox"/> ICRC-SADMIN  | Your Bill Payment Ref: EL2115600004 has been processed successfully                     | 08/06/2021 09:34:53 |       |
| <input type="checkbox"/> ICRC-CHECKER | Your Unblock Amount Ref: UA2114500001 has been processed successfully                   | 26/05/2021 08:49:45 |       |
| <input type="checkbox"/> ICRC-CHECKER | Your Block Amount Ref: BA2114400002 has been processed successfully                     | 24/05/2021 11:23:06 |       |
| <input type="checkbox"/> ACLEDA Bank  | Your Standing Order transaction Ref: SO2013900004200630 has been processed successfully | 30/06/2020 01:00:11 |       |
| <input type="checkbox"/> ACLEDA Bank  | Your Standing Order transaction Ref: SO2013900004200629 has been processed successfully | 29/06/2020 01:00:04 |       |

សូមជ្រើសរើសលេខគណនីដែលត្រូវផ្ទេរប្រាក់  
Please Select the account number for transfer

2

សូមជ្រើសរើសប្រភេទរូបិយប័ណ្ណ  
Please choose the currency

3

សូមបញ្ចូលចំនួនទឹកប្រាក់ផ្ទេរ  
Please enter the amount transfer

4

សូមជ្រើសរើសអ្នកចេញថ្លៃសេវា  
Please select fee by

5

សូមជ្រើសរើស ភ្លាមៗ ឬតាមកាលវិភាគ  
Please select Immediate or Future

6

សូមបំពេញនូវគោលបំណងលម្អិត  
Please enter your detail purpose

7

Select file...

8

សូម Upload និងភ្ជាប់ឯកសារគាំទ្រ  
សម្រាប់ការផ្ទេរប្រាក់ / Please upload  
and select support document  
for transfer

The screenshot shows a web form titled "Overseas Fund Transfer - Create". It is divided into two main sections: "Sender Details" and "Transfer Details".

- Sender Details:** Includes a dropdown for "From Account No." (labeled 2), an "Available Balance" field showing "0", and a "Fee By" dropdown menu (labeled 5) with options "OUR", "SHA", and "BEN".
- Transfer Details:** Includes a dropdown for "Transfer Currency" (labeled 3), a text input for "Transfer Amount" (labeled 4), and a "Purpose" dropdown (labeled 7). Below this are several fee-related fields: "SWIFT Transfer Fee", "Processing Fee", "Our Fee", "Local Transfer Fee", "Commission Fee", and "Debit Amount".
- Transfer Type:** Radio buttons for "Immediate" (selected) and "Future" (labeled 6).
- Support Document:** A "Select file..." button (labeled 8) with a note: "You can only upload PDF file. Maximum allowed file size is 4MB."

A callout box on the right side of the form explains the fee options:

- OUR :** អ្នកផ្ទេរចេញថ្លៃសេវាទាំងអស់ / Sender pays all fee charge
- SHA :** អ្នកផ្ទេរចេញថ្លៃសេវារបស់ធនាគារអេស៊ីប៊ីអាតែប៉ុណ្ណោះ / Sender pays ACLEDA Bank services only
- BEN :** អ្នកទទួលចេញថ្លៃសេវាទាំងអស់ / Beneficiary pays all fee charge

សូមបញ្ចូលឈ្មោះធនាគារអន្តរកាវី

Please enter intermediary bank name

8

សូមបញ្ចូលអាសយដ្ឋានធនាគារអន្តរកាវី

Please enter intermediary bank's address

10

សូមបញ្ចូលឈ្មោះធនាគារទទួលផល

Beneficiary's bank details

សូមបញ្ចូលលេខ SWIFT Code ធនាគារទទួលផល

Please enter SWIFT Code of beneficiary's bank

11

12

សូមបញ្ចូលអាសយដ្ឋានធនាគារទទួលផល

Please enter address beneficiary's bank

15

សូមបញ្ចូលឈ្មោះអ្នកទទួលផល

Please enter beneficiary's name

16

សូមបញ្ចូលលេខគណនី/IBAN អ្នកទទួលប្រាក់

Please enter beneficiary's Account No./IBAN

17

សូមបញ្ចូលអាសយដ្ឋានអ្នកទទួលប្រាក់

Please enter beneficiary's address

18

| Intermediary Bank Details  |  |
|----------------------------|--|
| Intermediary Bank Name     | <input type="text"/>   |
| SWIFT Code                 | <input type="text"/>   |
| Address                    | <input type="text"/>   |
| Beneficiary's Bank Details |  |
| Beneficiary Bank Name      | <input type="text"/>   |
| SWIFT Code                 | <input type="text"/>   |
| Code Type                  | <input type="text"/>   |
| Code                       | <input type="text"/>   |
| Address                    | <input type="text"/>   |
| Beneficiary Details        |  |
| Account Name               | <input type="text"/>   |
| Account No./IBAN           | <input type="text"/>   |
| Address                    | <input type="text"/>   |
| Telephone No               | <input type="text"/>  US + +1 |

សូមបញ្ចូលលេខ SWIFT Code ធនាគារអន្តរកាវី

Please enter SWIFT Code of intermediary bank

9

សូមជ្រើសរើសប្រភេទកូដ / Please choose the code type

Routing/ABA

BSB

SHORTCODE

Other:  +

សូមបញ្ចូលលេខកូដ

Please enter code number

14

សូមបញ្ចូលលេខទូរស័ព្ទអ្នកទទួលប្រាក់

Please enter beneficiary's phone number

19

សូមចុច "Blank" ប្រសិនបើលោកអ្នកមិនចង់បង្កើត Template ភ្លាមៗ រួចចុច "Submit"  
 Please click "Blank" if you don't want to create template immediately then click "Submit"

**Enter Template Details** 20

Save as  Blank  Template

Use Template

Template Name

ប្រសិនបើលោកអ្នកត្រូវការបង្កើត Template សូមបំពេញនៅក្នុង ប្រអប់ Template Name រួចចុច "Submit" If you want to create Template Please complete in the template name then click "Submit"

ប្រសិនបើលោកអ្នកចង់ប្រើព័ត៌មានផ្ទេរដែលបានរក្សាក្នុង Template រួច ដូច្នោះសូមចុច "Use Template" please click "Use Template" when the template has saved already.

សូមចុច "Submit" Please click "Submit" 21

Authorized List | Pending List | Rejected List

21-1 សម្រាប់អ្នកប្រើប្រាស់ Hard Token សូមញូល លេខ OTP ពី Hard Token រួចចុច "OK"

For Hard Token please enter OTP from Hard Token then click "OK"



2-Step Verification

Please input the OTP from your Hard Token.

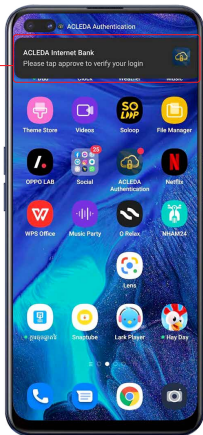
OTP:

OK Cancel

## 21-2 សម្រាប់អ្នកប្រើប្រាស់ ACLEDA Authentication | For ACLEDA Authentication

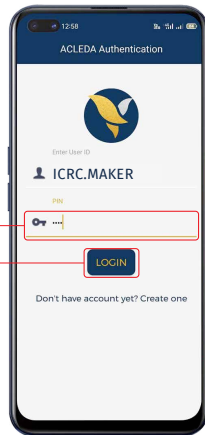
1

សូមចុចលើ "Notification"  
Please click "Notification"



2

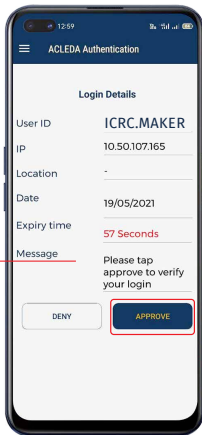
សូមបញ្ចូលលេខសម្ងាត់  
រួចចុច "LOGIN"  
Please enter the PIN  
then click "LOGIN"



3

សូមចុច "APPROVE"

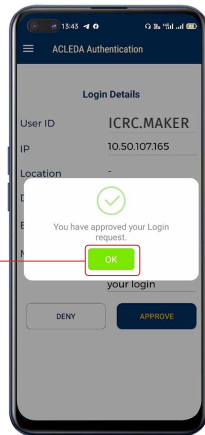
Please click "APPROVE"



4

សូមចុច "OK"

Please click "OK"



## 1-2 សម្រាប់ Checker / For Checker

ជាដំបូងសូមចុច "☰" រួចចុច "Overseas Fund Transfer" បន្ទាប់មកសូមចុច "Overseas Fund Transfer"  
Please click "Main Menu" then click "Overseas Fund Transfer" click "Overseas Fund Transfer"

The screenshot shows the ACLEDA Bank website interface. The top navigation bar includes the bank logo, a language selector set to 'English', and links for 'Find ATMs', 'Find POSs', 'Exchange Rate', 'FAQs', 'Contact Us', and 'About Us'. A red circle with the number '1' highlights the main menu icon (☰) in the top left corner. Below the menu icon, a vertical navigation menu is displayed with the following items: Account Services, Bill Payment, Cheque Services, Local Fund Transfer, Messages, Overseas Fund Transfer (highlighted with a red box), Change Information, Manage Template(Overseas), Overseas Fund Transfer (highlighted with a red box), Payment Services, Standing Order, Request Services, and Reports. The main content area displays an 'Incoming Message' section with a search bar and a 'Go' button. Below the search bar, there is a table of messages with columns for Sender, Subject, Date/Time, and Links. The table contains several entries from ICRC-MAKER and one from ACLEDA Bank.


| Sender                               | Subject  | Date/Time           | Links |
|--------------------------------------|--|---------------------|-------|
| <input type="checkbox"/> ICRC-MAKER  | Bill Payment Ref: EL2116000002 needs your approval to authorize                          | 09/06/2021 08:34:53 |       |
| <input type="checkbox"/> ICRC-MAKER  | Bill Payment Ref: EL2116000001 needs your approval to authorize                          | 09/06/2021 08:34:10 |       |
| <input type="checkbox"/> ICRC-MAKER  | Bill Payment Ref: EL21159000004 needs your approval to authorize                         | 08/06/2021 10:47:16 |       |
| <input type="checkbox"/> ICRC-MAKER  | Bill Payment Ref: EL21156000004 needs your approval to authorize                         | 05/06/2021 15:17:54 |       |
| <input type="checkbox"/> ICRC-MAKER  | Unblock Amount Ref: UA21145000001 needs your approval to authorize                       | 25/05/2021 16:24:56 |       |
| <input type="checkbox"/> ICRC-MAKER  | Block Amount Ref: BA21144000002 needs your approval to authorize                         | 24/05/2021 11:11:04 |       |
| <input type="checkbox"/> ICRC-MAKER  | Block Amount Ref: BA21144000001 needs your approval to authorize                         | 24/05/2021 10:47:24 |       |
| <input type="checkbox"/> ACLEDA Bank | Your Standing Order transaction Ref: SO20139000004200630 has been processed successfully | 30/06/2020 01:00:11 |       |

### Overseas Fund Transfer

Search By Account Number, Transaction No or Date

GO

Page 1 of 1

| Transaction No. | Transaction Date     | From Account No.   | To Account No. | Transfer Amount | Fee Amount | Beneficiary Bank | Transfer Type | Status  | Links   |
|-----------------|----------------------|--------------------|----------------|-----------------|------------|------------------|---------------|---------|---|
| OS1925600001    | 13-Sep-2019 16:39:03 | 31001027783717 USD | 456789         | 500.00 USD      | 45.00 USD  | Krông Thai Bank  | Immediate     | Pending |  |

[Authorized List](#) | [Pending List](#) | [Rejected List](#)



សូមចុច "View"  
Please click "View"

2

### Inputter and Authorizer Details

Inputter : ICRC.MAKER  
Input Date : 13-Sep-2019 16:39:03

[Authorized List](#) | [Pending List](#) | [Rejected List](#)



សូមចុច "Authorize"  
Please click "Authorize"

3

4 សូមអនុវត្តតាមទំព័រទី៤-៦ / Please follow page 4-6



ប្រតិបត្តិការរបស់លោកអ្នកត្រូវរង់ចាំការត្រួតពិនិត្យពីធនាគារ / Your transaction is pending for verification from Bank!

### Overseas Fund Transfer

Your transaction is pending for verification from Bank!

Search By Account Number, Transaction No or Date

GO

Page 1 of 1

| Transaction No. | Trnsaction Date      | From Account No.   | To Account No. | Transfer Amount | Fee Amount | Beneficiary Bank | Transfer Type | Status      | Lin |
|-----------------|----------------------|--------------------|----------------|-----------------|------------|------------------|---------------|-------------|-----|
| OS19256000001   | 13-Sep-2019 16:39:03 | 31001027783717 USD | 456789         | 500.00 USD      | 45.00 USD  | Krong Thai Bank  | Immediate     | PendingBank |     |

[Authorized List](#) | [Pending List](#) | [Rejected List](#)

# របៀបគ្រប់គ្រងទម្រង់គំរូ (ផ្ទេរប្រាក់ក្រៅប្រទេស)

## How to manage template (Overseas)

ជាដំបូងសូមចុច "☰" រួចចុច "Overseas Fund Transfer" បន្ទាប់មកសូមចុច "Manage Template (Overseas)"  
Please click "Main Menu" then click "Overseas Fund Transfer" click "Manage Template (Overseas)"

The screenshot shows theACLEDA Bank website interface. The top navigation bar includes the bank logo, a language selector set to 'English', and links for 'Find ATMs', 'Find POSs', 'Exchange Rate', 'FAQs', 'Contact Us', and 'About Us'. A main menu icon (☰) is highlighted with a red circle and the number '1'. The sidebar menu is open, showing options like 'Account Services', 'Bill Payment', 'Cheque Services', 'Local Fund Transfer', 'Messages', and 'Overseas Fund Transfer'. The 'Overseas Fund Transfer' option is highlighted with a red box. Below it, there are sub-options: 'Change Information', 'Manage Template(Overseas)', and 'Overseas Fund Transfer', with the last one also highlighted. The main content area is titled 'Overseas Fund Transfer Template' and features a search bar with a 'Go' button. Below the search bar is a table with the following data:

| Template ID | Template Name        | Beneficiary Bank | Swift Code | Address | Created Date     | Link |
|-------------|----------------------|------------------|------------|---------|------------------|------|
| 105         | Transfer to Thailand | Chan Bunri       | 456789     | Mongkok | 2019-09-13 16:11 |      |

A red box highlights the 'Add New Template' icon in the 'Link' column of the table. A red circle with the number '2' is placed next to the text below.

2 សូមចុច "Add New Template"  
Please click "Add New Template"

### សូមបំពេញឈ្មោះគំរូ

Please please complete template name

### សូមបញ្ចូលឈ្មោះធនាគារអន្តរកាប៊ី

Please enter intermediary bank name

### សូមបញ្ចូលលេខ SWIFT Code ធនាគារអន្តរកាប៊ី

Please enter intermediary bank's SWIFT Code

### សូមបញ្ចូលឈ្មោះធនាគារទទួលផល

Please enter beneficiary bank name

### សូមបញ្ចូលលេខ SWIFT Code ធនាគារទទួលផល

Please enter beneficiary bank's SWIFT Code

### សូមបញ្ចូលអាសយដ្ឋានធនាគារទទួលផល

Please enter beneficiary bank's address

## Overseas Fund Transfer Template-Create

### Intermediary Bank Details

Template Name \*

Intermediary Bank Name

SWIFT Code

Address

សូមបញ្ចូលអាសយដ្ឋាន  
ធនាគារអន្តរកាប៊ី

Please enter intermediary  
bank address

សូមជ្រើសរើសប្រភេទកូដ / Please choose  
the code type

Routing/ABA

BSB

SHORTCODE

Other:

### Beneficiary's Bank Details

Beneficiary Bank Name \*

SWIFT Code

Code Type

Code

Address

សូមបញ្ចូលលេខកូដ

Please enter code number

សូមបញ្ចូលឈ្មោះអ្នកទទួលប្រាក់  
Please enter beneficiary name

12

Account Name

សូមបញ្ចូលលេខគណនី/IBAN អ្នកទទួលប្រាក់  
Please enter beneficiary Account No./IBAN

13

Account No./IBAN


សូមបញ្ចូលអាសយដ្ឋានអ្នកទទួលប្រាក់  
Please enter beneficiary address

14

Address

សូមបញ្ចូលលេខទូរស័ព្ទអ្នកទទួលប្រាក់  
Please enter beneficiary telephone

15

Telephone No   US +1

សូមចុច "Submit"  
Please click "Submit"

16






ទម្រង់គំរូរបស់លោកអ្នកត្រូវបានរក្សាទុកដោយជោគជ័យ  
You are save favorite user successfully

You are save favorite user successfully. ✕

**Overseas Fund Transfer Template**

Search by Template ID or Template Name   Page 1 of 1

| Template ID | Template Name        | Beneficiary Bank | Swift Code | Address | Created Date     | Link |
|-------------|----------------------|------------------|------------|---------|------------------|------|
| 105         | Transfer to Thailand | Chan Bunri       | 456789     | Mongkok | 2019-09-13 14:56 |      |

# របៀបផ្លាស់ប្តូរព័ត៌មាន

## How to change information

### 1-1 សម្រាប់ Maker / For Maker

ដំបូងសូមចុច "☰" រួចចុច "Overseas Fund Transfer" បន្ទាប់មកសូមចុច "Change Information"  
Please click "Main Menu" then click "Overseas Fund Transfer" click "Change Information"

The screenshot shows theACLEDA BANK website interface. The top navigation bar includes the bank logo, a language selector set to 'English', and links for 'Find ATMs', 'Find POSs', 'Exchange Rate', 'FAQs', 'Contact Us', and 'About Us'. A main menu icon (☰) is highlighted with a red circle and the number '1'. The left sidebar menu lists various services, with 'Overseas Fund Transfer' highlighted in a red box. Below it, the sub-menu items 'Change Information', 'Manage Template(Overseas)', and 'Overseas Fund Transfer' are visible. The main content area displays the 'Overseas Fund Transfer - Change Information' page, which includes a search bar, a 'Go' button, and a table with columns: Request No., Request Type, Transaction No., Date/Time, From Account No., To Account No., Transfer Amount, Status, and Links. The table currently shows 'No Data Found' and has navigation arrows. Below the table are links for 'Transaction Failed List', 'Authorized List', 'Pending List', and 'Rejected List'.

**Beneficiary Details (New Information)**

Account Name: TEST ALERT 1

Account No./IBAN: TEST1000100010000 GBP

Address: SDFASFFDSAFDAGSA FSASFADFD

Telephone No: KH +855

---

**Fee Change Information**

From Account No.: 00010104584700 USD • Khmer Top Service Ltd

Account Balance: 200,681,982,052.44 USD

Fee Amount: 20.00 USD




Change Information Status: Pending

---

**Inputter and Authorizer Details**

Inputter: KTS.MAKER

Input Date: 10/09/2019 09:01:55

សូមអ្នកស្ទង់ទៅក្រោមរួចចុច "Edit" / Please scroll to the bottom then click "Edit"

2

សូមធ្វើការពិនិត្យ និងកែប្រែព័ត៌មាន រួចចុច "Submit" / Please check and verify then click "Submit"

| Fee Change Information |                    |                           |
|------------------------|--------------------|---------------------------|
| From Account No.       | 00010104584700 USD | ▼ * Khmer Top Service Ltd |
| Account Balance        | 200,681,982,052.44 | USD                       |
| Fee Amount             | 15.00              | EUR                       |

**3**

Transaction Failed List | Return Accepted List | Return List | Return Failed List | Authorized List | Pending List | Rejected List

**4** សូមអនុវត្តតាមទំព័រទី៤-៦ / Please follow page 4-6

## 1-2 សម្រាប់ Checker / For Checker

ជាដំបូងសូមចុច "☰" រួចចុច "Overseas Fund Transfer" បន្ទាប់មកសូមចុច "Change Information"  
Please click "Main Menu" then click "Overseas Fund Transfer" click "Change Information"

The screenshot shows theACLEDA Bank website interface. The top navigation bar includes the bank logo, a language selector set to 'English', and links for 'Find ATMs', 'Find POSs', 'Exchange Rate', 'FAQs', 'Contact Us', and 'About Us'. A sidebar on the left contains a main menu icon (☰) and a list of services: Account Services, Bill Payment, Cheque Services, Local Fund Transfer, Messages, and Overseas Fund Transfer. The 'Overseas Fund Transfer' item is highlighted with a red box, and a yellow circle with the number '1' points to the main menu icon. Below the sidebar, the main content area is titled 'Overseas Fund Transfer - Change Information'. It features a search bar with the placeholder text 'Search by Change No., Transaction No., CIF, Corporate Nar' and a 'Go' button. Below the search bar is a table with the following columns: Request No., Request Type, Transaction No., Date/Time, From Account No., To Account No., Transfer Amount, Status, and Links. The table currently displays 'No Data Found'. At the bottom of the page, there are links for 'Transaction Failed List', 'Authorized List', 'Pending List', and 'Rejected List'.



**Fee Change Information**

From Account No. 00010104584700 USD \* Khmer Top Service Ltd

Account Balance 200,681,982,052.44 USD

Fee Amount 20.00 USD

Change Information Status Pending

---




**Inputter and Authorizer Details**

Inputter : KTS.MAKER

Input Date : 10/09/2019 09:05:22

សូមចុច "Submit"  
Please click "Submit"

2

3 សូមអនុវត្តតាមទំព័រទី ៤-៦ / Please follow page 4-6

ប្រតិបត្តិការរបស់លោកអ្នក  
ត្រូវរង់ចាំការត្រួតពិនិត្យពីធនាគារ

Your transaction is pending  
for verification from Bank!

**Overseas Fund Transfer**

Your transaction is pending for verification from Bank!

Search By Account Number, Transaction No or Date

Page 1 of 1

| Transaction No. | Transaction Date     | From Account No.   | To Account No. | Transfer Amount | Fee Amount | Beneficiary Bank | Transfer Type | Status      | Lin |
|-----------------|----------------------|--------------------|----------------|-----------------|------------|------------------|---------------|-------------|-----|
| 0519256000001   | 13-Sep-2019 16:39:03 | 31001027783717 USD | 456789         | 500.00 USD      | 45.00 USD  | Krong Thai Bank  | Immediate     | PendingBank | 4   |

Authorized List | Pending List | Rejected List